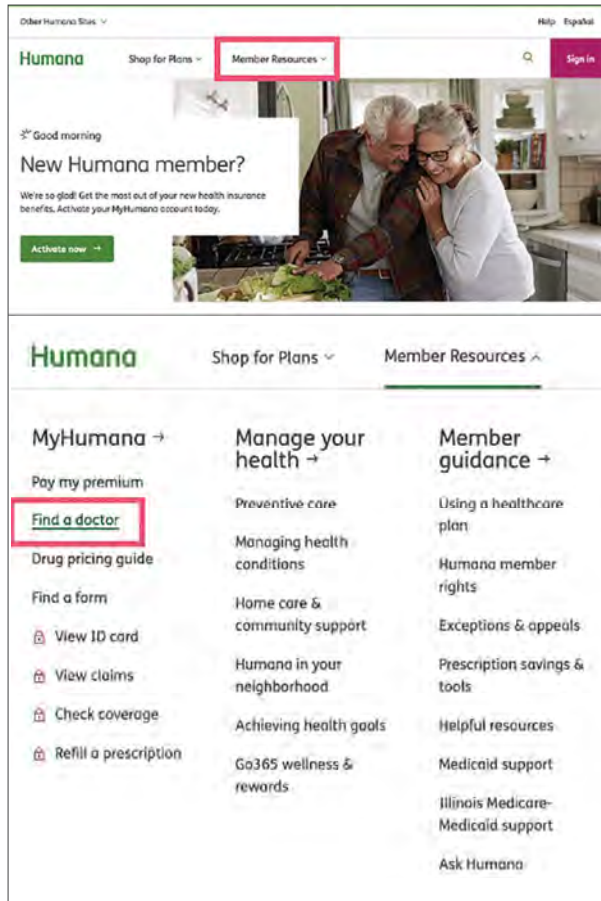


# How to find a dentist

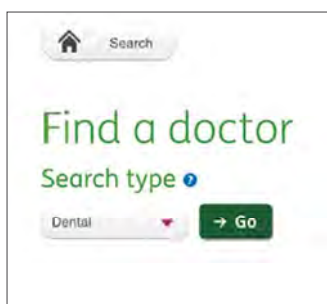
To see if your dentist is available with the plan you choose—or if you need to find a dentist—get started at **Humana.com** with Humana’s “Find a doctor” tool.

## 1. Go to **Humana.com**

Select “Find a doctor” under the “Member Resources” menu.



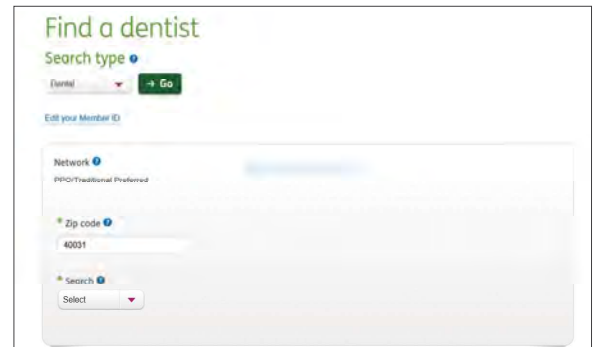
## 2. Choose “**Dental**” search type and select “**Go**”



## 3. Enter search criteria

### • **Already a member:**

- Select “Member ID” tab and enter your ID number.
- Enter your ZIP code.
- Select “name, specialty or all” under “Search.” Type in the name or specialty.



### • **Not a member:**

- Select the “Just Looking” tab.
- Select “Coverage type.”
- Enter your ZIP code.
- Select “Network.”
- Select “name, specialty or all” under “Search.” Type in the name or specialty.

