


CITY OF FOUNTAINS  
HEART OF THE NATION

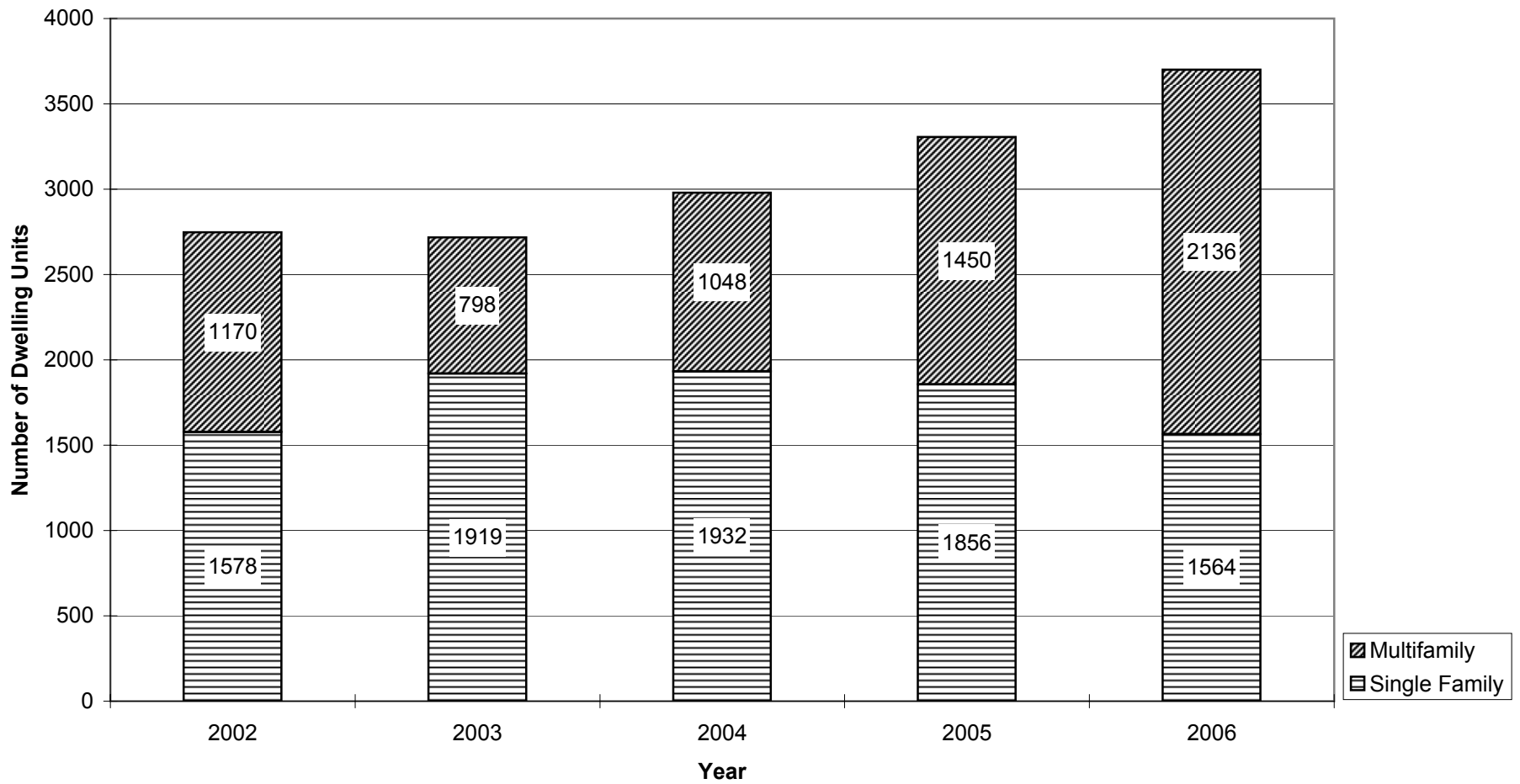


KANSAS CITY  
MISSOURI

January to December

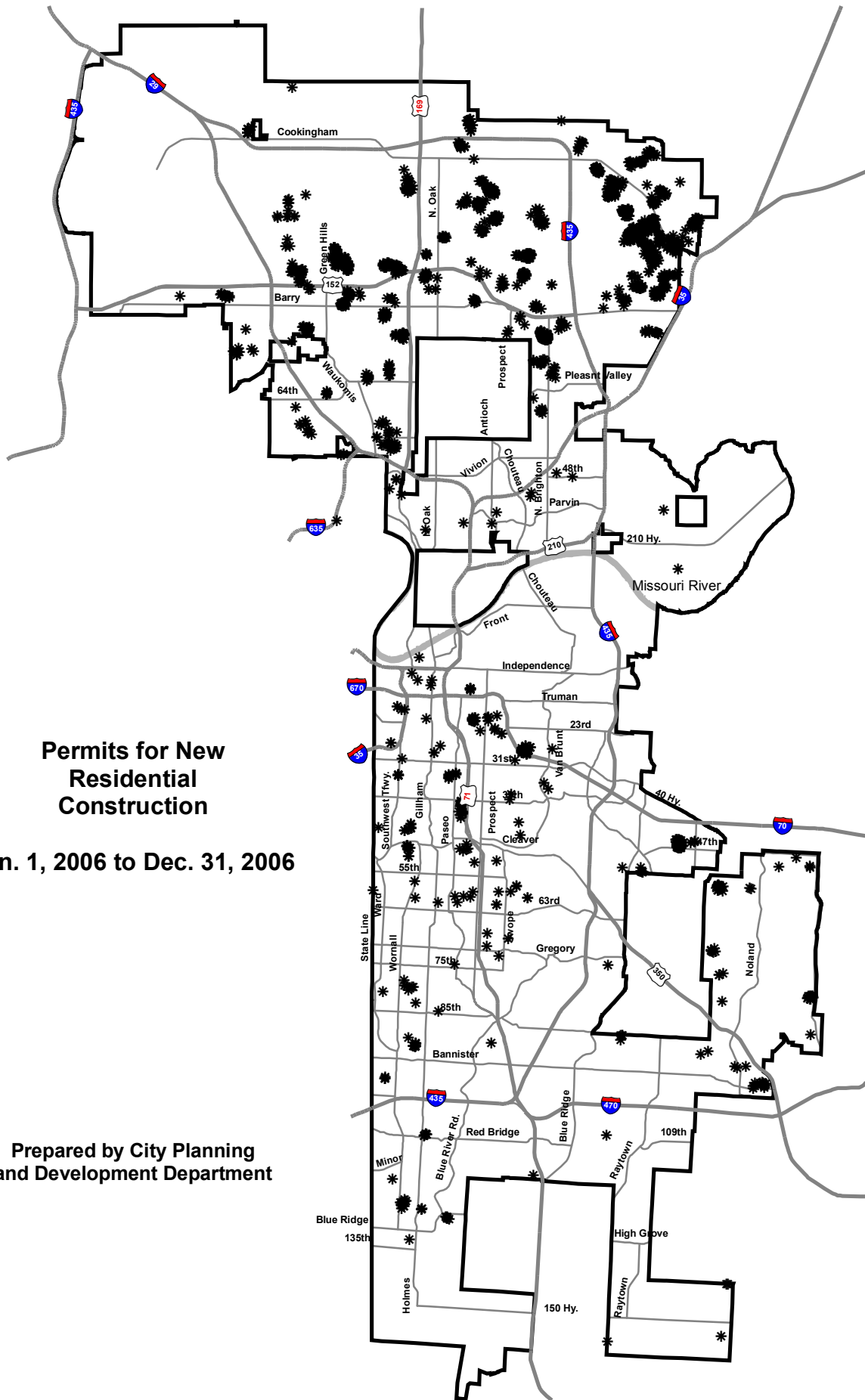
**2006**

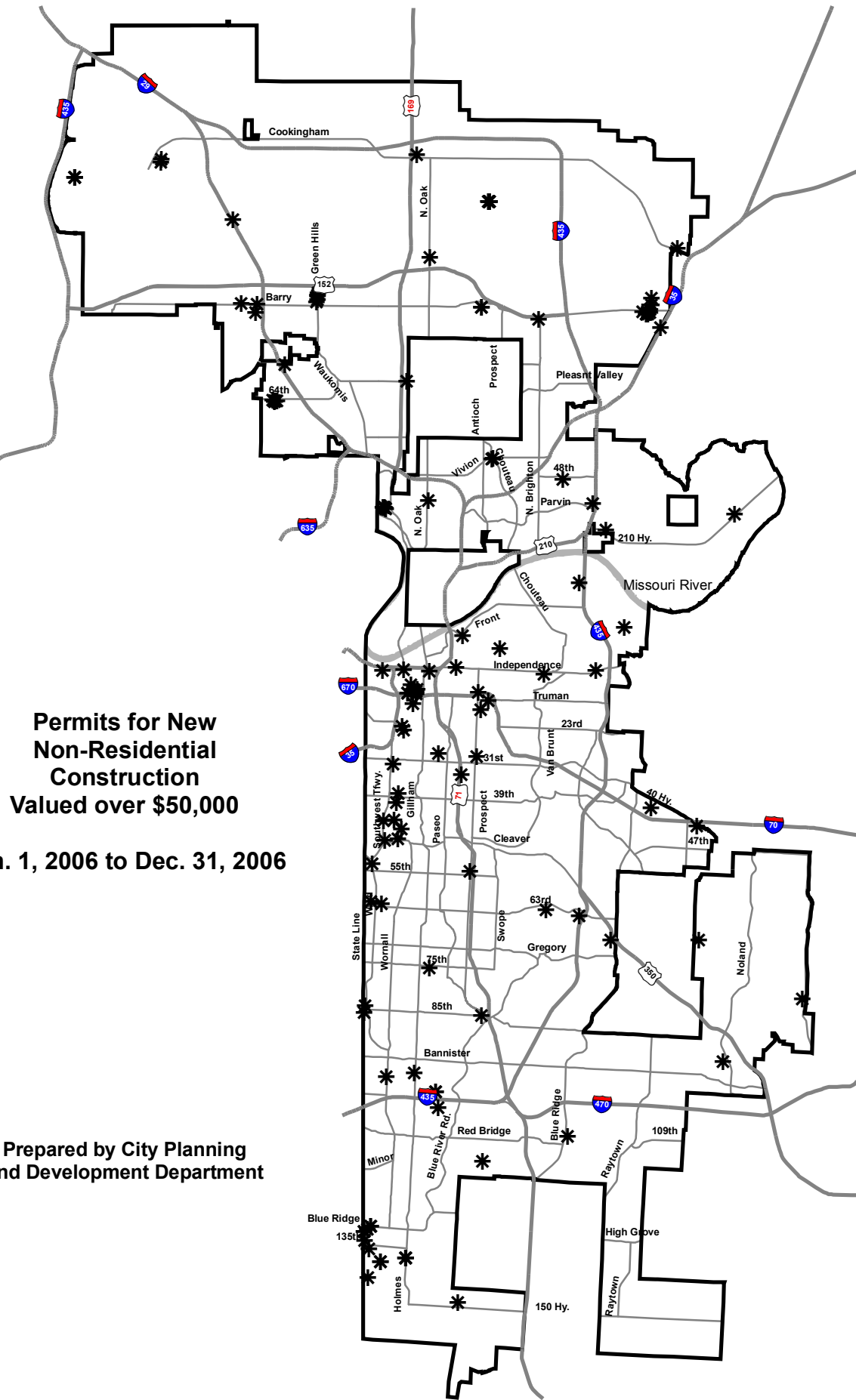
**Kansas City, Missouri**  
**Year-to-Date Totals**  
**Dwelling Units Authorized by Building Permits**  
**January through December - 2002 to 2006**



**Permits for New Residential Construction**  
**Jan. 1, 2006 to Dec. 31, 2006**

**Prepared by City Planning and Development Department**





**Permits for New  
Non-Residential  
Construction  
Valued over \$50,000**

**Jan. 1, 2006 to Dec. 31, 2006**

**Prepared by City Planning  
and Development Department**

**Kansas City, Missouri**  
**Building Permits January 1, 2006 to December 31, 2006**  
**by City Council District**

	<i>District 1</i>	<i>District 2</i>	<i>District 3</i>	<i>District 4</i>	<i>District 5</i>	<i>District 6</i>	<i>Total</i>
<b>Residential</b>							
<b>New Construction</b>							
<b>Total</b>							
Number of Permits	923	629	96	49	152	53	1,902
Dollar Value	\$ 150,040,503	\$ 126,474,037	\$ 8,034,169	\$ 44,522,184	\$ 25,067,106	\$ 9,297,110	\$ 363,435,109
Number of Units	1,459	1,425	103	387	265	61	3,700
<b>Single Family</b>							
Dollar Value	\$ 127,812,070	\$ 60,355,751	\$ 7,301,940	\$ 6,347,110	\$ 13,222,100	\$ 7,075,786	\$ 222,114,757
Number of Units	861	443	91	28	96	45	1,564
<b>Multifamily</b>							
Dollar Value	\$ 22,228,433	\$ 66,118,286	\$ 732,229	\$ 38,175,074	\$ 11,845,006	\$ 2,221,324	\$ 141,320,352
Number of Units	598	982	12	359	169	16	2,136
<b>Additions, Alterations &amp; Repairs</b>							
Number of Permits	211	194	194	441	147	100	1,287
Dollar Value	\$ 4,741,213	\$ 4,466,594	\$ 8,972,002	\$ 44,944,206	\$ 5,524,677	\$ 2,283,493	\$ 70,932,185
<b>Total New, Add, Alter And Repair</b>							
Dollar Value	\$ 154,781,716	\$ 130,940,631	\$ 17,006,171	\$ 89,466,390	\$ 30,591,783	\$ 11,580,603	\$ 434,367,294
<b>Demolitions</b>							
Number of Permits	32	19	104	25	78	7	265
Number of Units	40	19	123	28	81	7	298
Single Family	30	19	97	22	75	7	250
Multifamily	9	-	22	6	6	-	43
<b>Non-Residential</b>							
<b>New Construction</b>							
Number of Permits	62	79	18	81	26	38	304
Dollar Value	\$ 138,715,245	\$ 112,312,859	\$ 1,750,213	\$ 24,301,397	\$ 13,550,677	\$ 9,058,964	\$ 299,689,355
<b>Additions, Alterations &amp; Repairs</b>							
Number of Permits	85	234	41	274	38	87	759
Dollar Value	\$ 13,489,668	\$ 43,497,549	\$ 3,220,175	\$ 47,701,890	\$ 14,272,485	\$ 11,604,023	\$ 133,785,790
<b>Total New, Add, Alter And Repair</b>							
Dollar Value	\$ 152,204,913	\$ 155,810,408	\$ 4,970,388	\$ 72,003,287	\$ 27,823,162	\$ 20,662,987	\$ 433,475,145
<b>Demolitions</b>							
Number of Permits	4	7	13	15	8	3	50

**Kansas City, Missouri**  
**Building Permits January 1, 2006 to December 31, 2006**  
**by County**

	<i>Jackson</i>	<i>Clay</i>	<i>Platte</i>	<i>Cass</i>	<i>Total</i>
<b>Residential</b>					
<b>New Construction</b>					
<b>Total</b>					
Number of Permits	355	1,174	373	-	1,902
Dollar Value	\$ 106,429,438	\$ 198,333,581	\$ 58,672,090	\$ -	\$ 363,435,109
Number of Units	1,014	2,175	511	-	3,700
<b>Single Family</b>					
Dollar Value	\$ 33,946,936	\$ 145,741,797	\$ 42,426,024	\$ -	\$ 222,114,757
Number of Units	260	1,009	295	-	1,564
<b>Multifamily</b>					
Dollar Value	\$ 72,482,502	\$ 52,591,784	\$ 16,246,066	\$ -	\$ 141,320,352
Number of Units	754	1,166	216	-	2,136
<b>Additions, Alterations &amp; Repairs</b>					
Number of Permits	947	233	107	-	1,287
Dollar Value	\$ 63,446,658	\$ 6,400,271	\$ 1,085,256	\$ -	\$ 70,932,185
<b>Total New, Add, Alter And Repair</b>					
Dollar Value	\$ 169,876,096	\$ 204,733,852	\$ 59,757,346	\$ -	\$ 434,367,294
<b>Demolitions</b>					
Number of Permits	225	31	9	-	265
Number of Units	258	31	9	-	298
Single Family	211	30	9	-	250
Multifamily	43	-	-	-	43
<b>Non-Residential</b>					
<b>New Construction</b>					
Number of Permits	187	82	35	-	304
Dollar Value	\$ 119,459,846	\$ 149,978,023	\$ 30,251,486	\$ -	\$ 299,689,355
<b>Additions, Alterations &amp; Repairs</b>					
Number of Permits	560	123	76	-	759
Dollar Value	\$ 106,810,940	\$ 16,113,744	\$ 10,861,106	\$ -	\$ 133,785,790
<b>Total New, Add, Alter And Repair</b>					
Dollar Value	\$ 226,270,786	\$ 166,091,767	\$ 41,112,592	\$ -	\$ 433,475,145
<b>Demolitions</b>					
Number of Permits	48	2	-	-	50

**Kansas City, Missouri**  
**Building Permits January 1, 2006 to December 31, 2006**  
**by School District - I**

	<i>Belton</i>	<i>Blue Spr.</i>	<i>Center</i>	<i>Grandview</i>	<i>Hickman Mills</i>	<i>Independence</i>	<i>Kansas City</i>	<i>Kearney</i>
<b>Residential</b>								
<b>New Construction</b>								
<b>Total</b>								
Number of Permits	-	-	20	24	7	4	176	-
Dollar Value	\$ -	\$ -	\$ 3,086,324	\$ 5,042,786	\$ 594,000	\$ 327,000	\$ 75,815,716	\$ -
Number of Units	-	-	28	24	7	9	725	-
<b>Single Family</b>								
Dollar Value	\$ -	\$ -	\$ 865,000	\$ 5,042,786	\$ 594,000	\$ 108,000	\$ 14,962,050	\$ -
Number of Units	-	-	12	24	7	1	134	-
<b>Multifamily</b>								
Dollar Value	\$ -	\$ -	\$ 2,221,324	\$ -	\$ -	\$ 219,000	\$ 60,853,666	\$ -
Number of Units	-	-	16	-	-	8	591	-
<b>Additions, Alterations &amp; Repairs</b>								
Number of Permits	-	-	38	30	48	6	771	-
Dollar Value	\$ -	\$ -	\$ 556,503	\$ 999,830	\$ 820,519	\$ 37,973	\$ 56,561,255	\$ -
<b>Total New, Add, Alter And Repair</b>								
Dollar Value	\$ -	\$ -	\$ 3,642,827	\$ 6,042,616	\$ 1,414,519	\$ 364,973	\$ 132,376,971	\$ -
<b>Demolitions</b>								
Number of Permits	-	-	8	-	6	1	206	-
Number of Units	-	-	8	-	6	1	239	-
Single Family	-	-	8	-	6	1	192	-
Multifamily	-	-	-	-	-	-	43	-
<b>Non-Residential</b>								
<b>New Construction</b>								
Number of Permits	-	-	10	22	6	1	129	-
Dollar Value	\$ -	\$ -	\$ 2,965,050	\$ 6,169,593	\$ 615,400	\$ 9,880	\$ 96,365,426	\$ -
<b>Additions, Alterations &amp; Repairs</b>								
Number of Permits	-	-	48	14	30	2	456	-
Dollar Value	\$ -	\$ -	\$ 5,423,980	\$ 1,780,070	\$ 5,105,335	\$ 209,900	\$ 90,593,648	\$ -
<b>Total New, Add, Alter And Repair</b>								
Dollar Value	\$ -	\$ -	\$ 8,389,030	\$ 7,949,663	\$ 5,720,735	\$ 219,780	\$ 186,959,074	\$ -
<b>Demolitions</b>								
Number of Permits	-	-	2	-	1	-	44	-

**Kansas City, Missouri**  
**Building Permits January 1, 2006 to December 31, 2006**  
**by School District - II**

	<i>Lee's Sum.</i>	<i>Liberty</i>	<i>North KC</i>	<i>Park Hill</i>	<i>Platte City</i>	<i>Raytown</i>	<i>Smithv.</i>	<i>Total</i>
<b>Residential</b>								
<b>New Construction</b>								
<b>Total</b>								
Number of Permits	32	590	485	123	334	92	15	1,902
Dollar Value	\$ 6,304,000	\$ 94,022,765	\$ 79,786,598	\$ 20,844,030	\$ 60,231,228	\$ 15,259,612	\$ 2,121,050	\$ 363,435,109
Number of Units	32	1,083	643	200	745	189	15	3,700
<b>Single Family</b>								
Dollar Value	\$ 6,304,000	\$ 74,550,332	\$ 63,862,610	\$ 15,108,460	\$ 32,525,369	\$ 6,071,100	\$ 2,121,050	\$ 222,114,757
Number of Units	32	537	417	98	237	50	15	1,564
<b>Multifamily</b>								
Dollar Value	\$ -	\$ 19,472,433	\$ 15,923,988	\$ 5,735,570	\$ 27,705,859	\$ 9,188,512	\$ -	\$ 141,320,352
Number of Units	-	546	226	102	508	139	-	2,136
<b>Additions, Alterations &amp; Repairs</b>								
Number of Permits	9	67	147	84	41	45	1	1,287
Dollar Value	\$ 149,400	\$ 913,882	\$ 5,269,189	\$ 907,456	\$ 394,700	\$ 4,321,179	\$ 300	\$ 70,932,185
<b>Total New, Add, Alter And Repair</b>								
Dollar Value	\$ 6,453,400	\$ 94,936,647	\$ 85,055,787	\$ 21,751,486	\$ 60,625,928	\$ 19,580,791	\$ 2,121,350	\$ 434,367,294
<b>Demolitions</b>								
Number of Permits	-	-	31	7	2	4	-	265
Number of Units	-	-	31	7	2	4	-	298
Single Family	-	-	30	7	2	4	-	250
Multifamily	-	-	-	-	-	-	-	43
<b>Non-Residential</b>								
<b>New Construction</b>								
Number of Permits	6	18	56	28	15	13	-	304
Dollar Value	\$ 383,360	\$ 7,451,149	\$ 142,183,510	\$ 26,093,486	\$ 4,501,364	\$ 12,951,137	\$ -	\$ 299,689,355
<b>Additions, Alterations &amp; Repairs</b>								
Number of Permits	-	24	97	67	11	10	-	759
Dollar Value	\$ -	\$ 2,889,372	\$ 13,206,572	\$ 8,705,213	\$ 2,173,693	\$ 3,698,007	\$ -	\$ 133,785,790
<b>Total New, Add, Alter And Repair</b>								
Dollar Value	\$ 383,360	\$ 10,340,521	\$ 155,390,082	\$ 34,798,699	\$ 6,675,057	\$ 16,649,144	\$ -	\$ 433,475,145
<b>Demolitions</b>								
Number of Permits	-	-	2	-	-	1	-	50