


CITY OF FOUNTAINS
HEART OF THE NATION

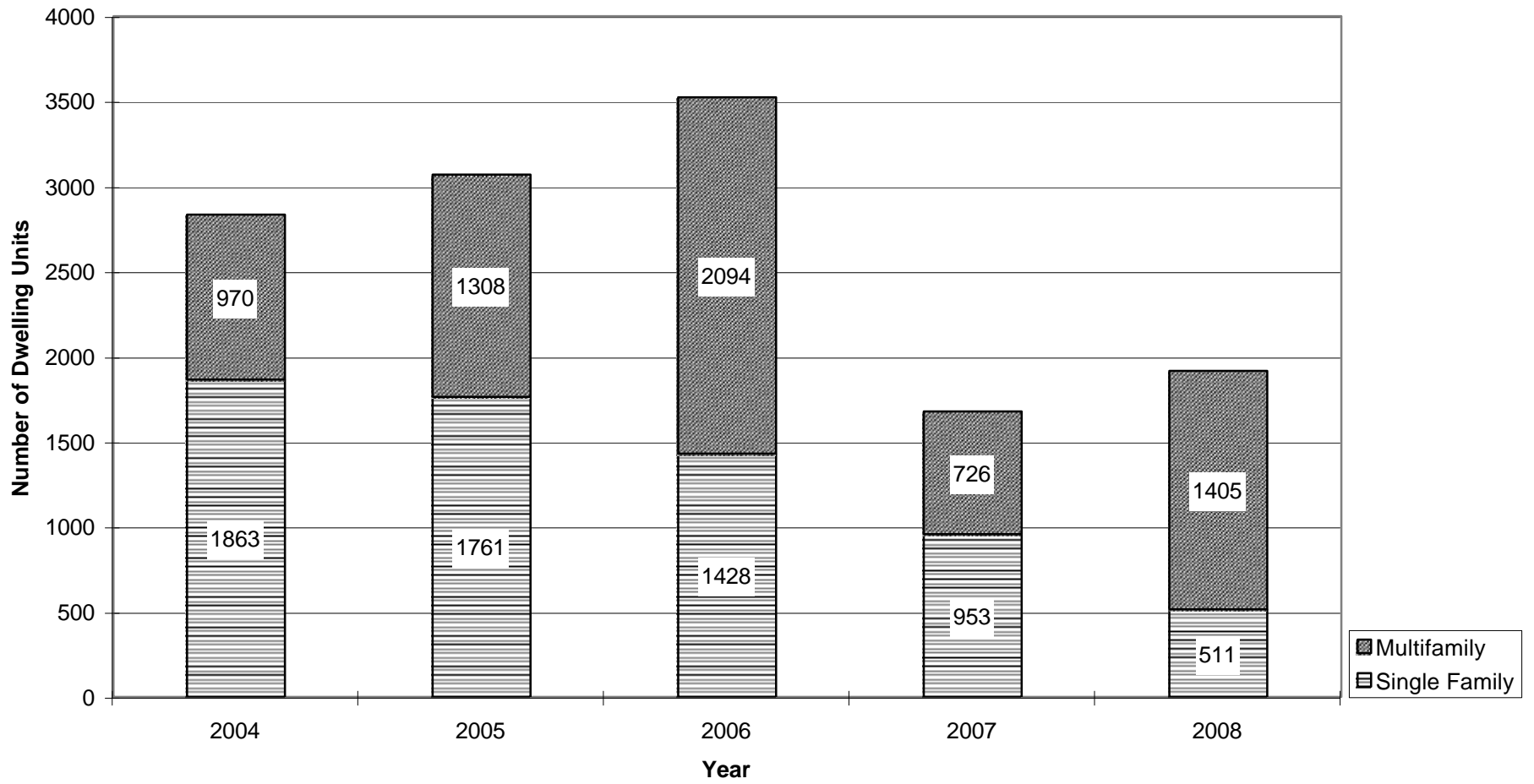


KANSAS CITY
MISSOURI

January to December

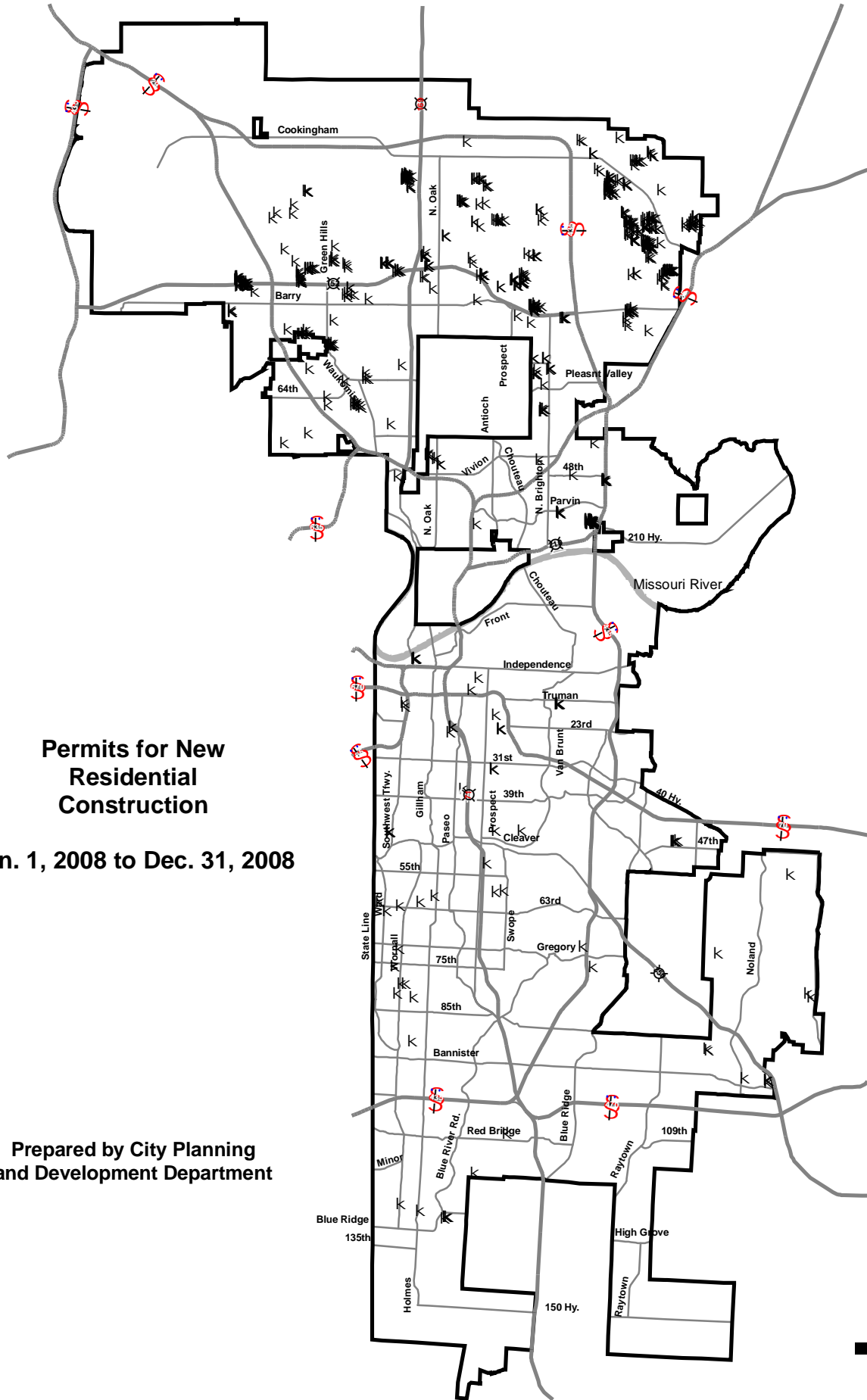
2008

Kansas City, Missouri
Year-to-Date Totals
Dwelling Units Authorized by Building Permits
January through December - 2004 to 2008



Permits for New Residential Construction
Jan. 1, 2008 to Dec. 31, 2008

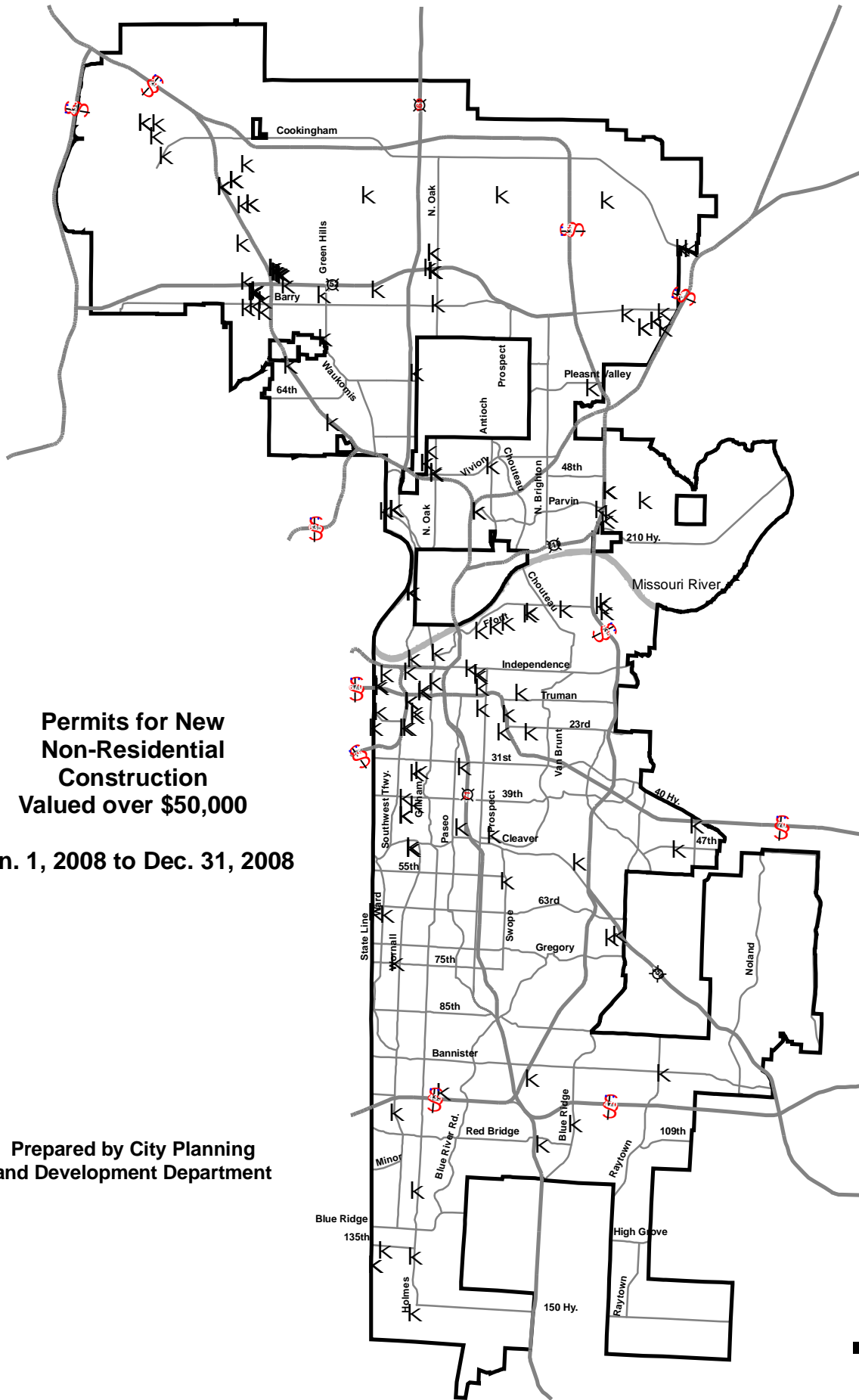
Prepared by City Planning and Development Department



**Permits for New
Non-Residential
Construction
Valued over \$50,000**

Jan. 1, 2008 to Dec. 31, 2008

**Prepared by City Planning
and Development Department**



Kansas City, Missouri
Building Permits January 1, 2008 to December 31, 2008
by City Council District

	<i>District 1</i>	<i>District 2</i>	<i>District 3</i>	<i>District 4</i>	<i>District 5</i>	<i>District 6</i>	<i>Total</i>
Residential							
New Construction							
Total							
Number of Permits	371	208	18	16	22	10	645
Dollar Value	\$ 85,601,860	\$ 76,161,794	\$ 4,252,874	\$ 3,988,782	\$ 4,014,278	\$ 1,970,662	\$ 175,990,250
Number of Units	858	934	50	15	49	10	1,916
Single Family							
Dollar Value	\$ 48,478,359	\$ 28,490,718	\$ 1,218,000	\$ 3,988,782	\$ 1,838,050	\$ 1,970,662	\$ 85,984,571
Number of Units	300	162	13	15	11	10	511
Multifamily							
Dollar Value	\$ 37,123,501	\$ 47,671,076	\$ 3,034,874	\$ -	\$ 2,176,228	\$ -	\$ 90,005,679
Number of Units	558	772	37	-	38	-	1,405
Additions, Alterations & Repairs							
Number of Permits	206	181	125	254	106	143	1,015
Dollar Value	\$ 3,010,519	\$ 10,162,194	\$ 6,305,663	\$ 16,946,238	\$ 918,038	\$ 2,596,620	\$ 39,939,272
Total New, Add, Alter And Repair							
Dollar Value	\$ 88,612,379	\$ 86,323,988	\$ 10,558,537	\$ 20,935,020	\$ 4,932,316	\$ 4,567,282	\$ 215,929,522
Demolitions							
Number of Permits	23	13	102	15	35	2	190
Number of Units	23	13	123	15	44	2	220
Single Family	23	13	94	15	32	2	179
Multifamily	-	-	29	-	12	-	41
Non-Residential							
New Construction							
Number of Permits	113	130	17	77	16	22	375
Dollar Value	\$ 46,009,917	\$ 113,369,188	\$ 8,546,415	\$ 23,273,132	\$ 13,362,871	\$ 9,576,426	\$ 214,137,949
Additions, Alterations & Repairs							
Number of Permits	55	223	44	241	43	45	651
Dollar Value	\$ 9,102,286	\$ 48,012,809	\$ 7,617,305	\$ 41,814,003	\$ 12,833,353	\$ 6,222,185	\$ 125,601,941
Total New, Add, Alter And Repair							
Dollar Value	\$ 55,112,203	\$ 161,381,997	\$ 16,163,720	\$ 65,087,135	\$ 26,196,224	\$ 15,798,611	\$ 339,739,890
Demolitions							
Number of Permits	11	16	9	16	5	6	63

Kansas City, Missouri
Building Permits January 1, 2008 to December 31, 2008
by County

	<i>Jackson</i>	<i>Clay</i>	<i>Platte</i>	<i>Cass</i>	<i>Total</i>
Residential					
New Construction					
Total					
Number of Permits	70	439	136	-	645
Dollar Value	\$ 34,992,576	\$ 96,695,341	\$ 44,302,333	\$ -	\$ 175,990,250
Number of Units	447	957	512	-	1,916
Single Family					
Dollar Value	\$ 9,015,494	\$ 56,498,073	\$ 20,471,004	\$ -	\$ 85,984,571
Number of Units	49	357	105	-	511
Multifamily					
Dollar Value	\$ 25,977,082	\$ 40,197,268	\$ 23,831,329	\$ -	\$ 90,005,679
Number of Units	398	600	407	-	1,405
Additions, Alterations & Repairs					
Number of Permits	676	258	81	-	1,015
Dollar Value	\$ 34,066,703	\$ 4,337,638	\$ 1,534,931	\$ -	\$ 39,939,272
Total New, Add, Alter And Repair					
Dollar Value	\$ 69,059,279	\$ 101,032,979	\$ 45,837,264	\$ -	\$ 215,929,522
Demolitions					
Number of Permits	165	20	5	-	190
Number of Units	195	20	5	-	220
Single Family	154	20	5	-	179
Multifamily	41	-	-	-	41
Non-Residential					
New Construction					
Number of Permits	154	157	64	-	375
Dollar Value	\$ 83,037,746	\$ 60,613,821	\$ 70,486,382	\$ -	\$ 214,137,949
Additions, Alterations & Repairs					
Number of Permits	496	63	92	-	651
Dollar Value	\$ 95,355,550	\$ 12,513,571	\$ 17,732,820	\$ -	\$ 125,601,941
Total New, Add, Alter And Repair					
Dollar Value	\$ 178,393,296	\$ 73,127,392	\$ 88,219,202	\$ -	\$ 339,739,890
Demolitions					
Number of Permits	49	12	2	-	63

Kansas City, Missouri
Building Permits January 1, 2008 to December 31, 2008
by School District - I

	<i>Belton</i>	<i>Blue Spr.</i>	<i>Center</i>	<i>Grandview</i>	<i>Hickman Mills</i>	<i>Independence</i>	<i>Kansas City</i>	<i>Kearney</i>
Residential								
New Construction								
Total								
Number of Permits	-	-	1	7	2	1	42	-
Dollar Value	\$ -	\$ -	\$ 90,000	\$ 1,175,200	\$ 705,462	\$ 265,000	\$ 29,435,686	\$ -
Number of Units	-	-	1	7	2	1	394	-
Single Family								
Dollar Value	\$ -	\$ -	\$ 90,000	\$ 1,175,200	\$ 705,462	\$ 265,000	\$ 5,394,832	\$ -
Number of Units	-	-	1	7	2	1	30	-
Multifamily								
Dollar Value	\$ -	\$ -	\$ -	\$ -	\$ -	\$ -	\$ 24,040,854	\$ -
Number of Units	-	-	-	-	-	-	364	-
Additions, Alterations & Repairs								
Number of Permits	-	-	38	31	81	-	477	-
Dollar Value	\$ -	\$ -	\$ 915,858	\$ 814,955	\$ 950,031	\$ -	\$ 30,980,793	\$ -
Total New, Add, Alter And Repair								
Dollar Value	\$ -	\$ -	\$ 1,005,858	\$ 1,990,155	\$ 1,655,493	\$ 265,000	\$ 60,416,479	\$ -
Demolitions								
Number of Permits	-	-	3	-	2	2	153	-
Number of Units	-	-	3	-	2	3	182	-
Single Family	-	-	3	-	2	1	143	-
Multifamily	-	-	-	-	-	2	39	-
Non-Residential								
New Construction								
Number of Permits	-	-	6	9	7	3	118	-
Dollar Value	\$ -	\$ -	\$ 3,266,125	\$ 4,981,071	\$ 1,339,230	\$ 137,365	\$ 65,315,455	\$ -
Additions, Alterations & Repairs								
Number of Permits	-	-	35	10	18	1	415	-
Dollar Value	\$ -	\$ -	\$ 9,808,835	\$ 2,627,274	\$ 1,505,737	\$ 214,642	\$ 76,382,419	\$ -
Total New, Add, Alter And Repair								
Dollar Value	\$ -	\$ -	\$ 13,074,960	\$ 7,608,345	\$ 2,844,967	\$ 352,007	\$ 141,697,874	\$ -
Demolitions								
Number of Permits	-	-	-	1	4	-	42	-

Kansas City, Missouri
Building Permits January 1, 2008 to December 31, 2008
by School District - II

	<i>Lee's Sum.</i>	<i>Liberty</i>	<i>North KC</i>	<i>Park Hill</i>	<i>Platte City</i>	<i>Raytown</i>	<i>Smithv.</i>	<i>Total</i>
Residential								
New Construction								
Total								
Number of Permits	7	206	214	105	50	10	-	645
Dollar Value	\$ 1,591,228	\$ 53,603,314	\$ 39,497,773	\$ 38,308,994	\$ 9,587,593	\$ 1,730,000	\$ -	\$ 175,990,250
Number of Units	27	518	393	461	97	15	-	1,916
Single Family								
Dollar Value	\$ 580,000	\$ 31,722,074	\$ 23,510,023	\$ 15,957,407	\$ 5,779,573	\$ 805,000	\$ -	\$ 85,984,571
Number of Units	3	194	153	79	36	5	-	511
Multifamily								
Dollar Value	\$ 1,011,228	\$ 21,881,240	\$ 15,987,750	\$ 22,351,587	\$ 3,808,020	\$ 925,000	\$ -	\$ 90,005,679
Number of Units	24	324	240	382	61	10	-	1,405
Additions, Alterations & Repairs								
Number of Permits	1	77	164	58	39	48	1	1,015
Dollar Value	\$ 30,000	\$ 965,812	\$ 3,147,501	\$ 1,070,025	\$ 676,781	\$ 375,067	\$ 12,450	\$ 39,939,272
Total New, Add, Alter And Repair								
Dollar Value	\$ 1,621,228	\$ 54,569,126	\$ 42,645,274	\$ 39,379,019	\$ 10,264,374	\$ 2,105,067	\$ 12,450	\$ 215,929,522
Demolitions								
Number of Permits	-	6	8	5	-	5	6	190
Number of Units	-	6	8	5	-	5	6	220
Single Family	-	6	8	5	-	5	6	179
Multifamily	-	-	-	-	-	-	-	41
Non-Residential								
New Construction								
Number of Permits	1	75	75	55	16	10	-	375
Dollar Value	\$ 15,000	\$ 19,465,644	\$ 39,842,377	\$ 57,425,324	\$ 14,366,858	\$ 7,983,500	\$ -	\$ 214,137,949
Additions, Alterations & Repairs								
Number of Permits	1	7	53	86	9	16	-	651
Dollar Value	\$ 16,024	\$ 451,529	\$ 11,969,505	\$ 14,301,003	\$ 3,524,354	\$ 4,800,619	\$ -	\$ 125,601,941
Total New, Add, Alter And Repair								
Dollar Value	\$ 31,024	\$ 19,917,173	\$ 51,811,882	\$ 71,726,327	\$ 17,891,212	\$ 12,784,119	\$ -	\$ 339,739,890
Demolitions								
Number of Permits	1	1	11	2	-	1	-	63