

Public Works Department | Kansas City, Missouri

Design Professional Services | Project No. 89023001-01/CS200011

Kansas City Detention Center

Needs Assessment: Population Trend Analysis & Forecasts – Final Report

July 7, 2020

September 16, 2022

Updated to include revised Programming and Concept Planning for the KCMO Detention Center Amendment No. 1 Scope of Services concluding in September 2022.

**SFS ▶ DEWBERRY ▶
PULITZER/BOGARD**
PARTNERSHIP

Table of Contents

PROJECT TEAM	4
INTRODUCTION	6
BACKGROUND	7
METHODOLOGY	8
TASK 1: JAIL POPULATION ANALYSIS AND SYSTEM ASSESSMENT	10
AVERAGE DAILY POPULATION TREND	19
BOOKINGS TRENDS	22
AVERAGE LENGTH OF STAY TREND	24
SPECIAL NOTE ABOUT RELEASE MECHANISMS	33
JAIL POPULATION ANALYSIS SUMMARY	35
TASK 2: POPULATION FORECAST	38
BACKGROUND AND METHODOLOGY	39
CITY POPULATION TRENDS	39
AVERAGE DAILY POPULATION FORECAST	40
TASK 3: ASSESSING UTILIZATION OF ALTERNATIVE PROGRAMS & PROCESS IMPROVEMENTS	44
INTRODUCTION	45
CITY OF KANSAS CITY JUDICIAL PROCESSES	45
RECOMMENDATIONS FOR EXPANDING ALTERNATIVES TO INCARCERATION	52
CONCLUSION	57
APPENDIX A: PROGRAMMING AND FACILITY CONCEPT PLANNING UNDER AMMENDMENT NO. 1 SCOPE OF SERVICES	
UPDATED PROJECT PROGRAM	
FACILITY CONCEPT DESIGN	
SUMMARY PRESENTATION (FOR CITY COUNCIL)	

Project Team



City of Kansas City, Missouri

Public Works Department
414 East 12th Street Kansas City, Missouri 64106

Kansas City Municipal Court
511 E 11th St, Kansas City, MO 64106

Kansas City Police Department
1125 Locust St, Kansas City, MO 64106



Architect-of-Record

SFS Architecture
2100 Central Street Suite 31 Kansas City Missouri 64108

Marsha Hoffman, Principal-In-Charge
Kwame Smith, Project Manager
Lindsay Tatro, Project Architect

Corrections Planner –(Preparer of this Report)

Pulitzer/ Bogard and Associates
8 Saratoga St., Lido Beach, NY 11561

Curtiss Pulitzer, Lead Corrections Planner
Cheryl Gallant, Lead Corrections Operations/ Programmer
Patrick Jablonski, Ph.D., Statistician

Associate Architect

Dewberry Architects, Inc.
8401 Arlington Boulevard Fairfax, VA 22031

Bruce Omtvedt, Corrections Practice Leader
Brad Hall, Senior Principal

Community Engagement

Parson & Associates
1780 Woodland Ave, Kansas City, MO 64108

Jason Parson, Community Engagement Specialist

INTRODUCTION

Background

In December 2019, the project team commenced work on the Kansas City Criminal Justice Needs Assessment, which involved profiling the operations of the agencies comprising the criminal justice system in order to understand the key factors driving the population of people who are incarcerated. This assessment was precipitated by the dissolution in June 2019 of the intergovernmental cooperative agreement (agreement) between Kansas City, MO (KCMO), and Jackson County, MO, whereby Jackson County provided 275 detention beds for use by City and Kansas City Police Department (KCPD) inmates, arrestees, and detainees (inmates).

In early January 2020 Pulitzer/Bogard & Associates held a series of on-site meetings with all the key partners in the City's Criminal Justice System and to begin the data collection process. The scope of work for the Needs Assessment work has three main components:

1. Track the workflow throughout the current Kansas City criminal justice system.
2. Prepare population forecasts for the next 25 years for the future Kansas City jail population.
3. Assess the current and potential future utilization of alternative programs and criminal justice system process improvements.

As with any criminal justice forecasting project, the ability to produce accurate projections is fraught with uncertainty. However, this specific analysis has several added layers of complexity which must be noted at the outset. The biggest source of non-certainty is the possible reality that the City has never had enough beds for detention. Generally speaking, the prior history of a detention population is the best indicator of the future population. Lacking such a history requires the research team to model release/detention decisions and patterns without the benefit of actual past performance. In essence, in order to forecast the future, the research team must develop an analysis of what would have happened in the past if a suitable facility had been in existence. A second concern is the high transitivity of the population to be analyzed. People moving through the process have historically gone through three main stages of custody in hours and minutes rather than weeks and days:

1. Initial Custody at a Kansas City Police Department (KCPD) side station. This is where the arrestee is brought in by police and initially booked. This phase ends with either release back to the street or transfer to a central location, historically the 8th floor of the KCPD headquarters building or the Jackson County Detention Center.
2. KCPD in-custody beds. The time frame for this phase begins with arrival at a central location and ends with either release or appearance in the Municipal Court.
3. Municipal Court beds. Municipal Court custody begins with the defendant's first in-court appearance and ends with the individual's release. It is important to note that the majority of these individuals are released subsequent to this court appearance, while others may remain in custody with some eventually receiving a sentence to additional incarceration time.

Not all detainees go through each stage of custody so it is reasonable to say that releases can occur at nearly any time in the process. The current study focuses on the individuals

reaching the second and third destinations above, what we will refer to throughout this report as 'City Jail' detainees because these people would be in such a facility if it in fact existed.

In addition, the most recent period of history regarding City detention (a key component for a statistical forecast) is characterized by significant disruption. In June of 2019 a time of relative stability for the City detention population came to an end when the intergovernmental cooperative agreement dissolved between the City and Jackson County, MO, as stated above, whereby Jackson County had provided 275 detention beds for use by the Kansas City Police Department (KCPD) for their arrestees and detainees as well as for the Municipal Court for their in-custody pre-trial and sentenced inmate population. As a result, for the balance of 2019, inmates were variously detained at the Heartland Center for Behavioral Change, Vernon County Detention Center, and Johnson County, MO Detention Center. Moreover, the perception among multiple key stakeholders is that the need to house detainees with other jurisdictions possibly impacted the detention decisions for many people, compounding the problem of whether the City ever had enough capacity to house its arrestees. Finally, KCPD transitioned to a new data system (Niche) in the Spring of 2019 from their former Tiburon jail information management system. This transition meant that for a period of time the data streams resided on two platforms, necessitating some extra care in our analysis.

Despite these challenges, and with the helpful cooperation of the Municipal Court and the Kansas City Police Department, a significant series of raw data extracts were acquired and analyzed. The raw data essentially covered the totality of the processing of arrestees through the City's criminal justice system to include individual level charges as well as disposition and housing dates. Because of the variety of factors impacting the study, the decision was made very early in the process to develop a forensic reconstruction of the number of people in the criminal justice system for each day between 2013 and the end of 2019. In the end, this modeling process required an astonishing 3.8 billion calculations in order to facilitate the forecast process.

Methodology

What follows in this report is a profile of the City's detainee population over time as reconstructed through our forensic analysis. In order to produce this information, the raw data (every single charge of every single person detained) were reconstituted in a relational database with a variety of tables. The tables were then used to feed a time grid which would count the number of people in custody at any point in time. Because of the fairly short periods of custody, it became evident very early on in the analysis that a single daily point in time count of records would not be accurate. Instead, our time grid was built in such a way that it counted people who were held at 4 distinct times each day (12am, 6am, 12pm, and 6pm). To better facilitate more accurate planning, each day's four measures were then consolidated such that the highest individual person count for each day was used. These daily numbers would then be what was further consolidated into monthly and annual averages.

TASK 1: JAIL POPULATION ANALYSIS AND SYSTEM ASSESSMENT

A comprehensive set of analyses was completed on key areas of interest regarding detention operations, such as demographics, charges, bookings, and average length of stay.

Population Profile

The detention population profile was developed based on the forensic reconstruction of each day covered by our extracts. It should be noted that for much of the data analysis ends in March 2019 due to the combined impact of the KCPD transition to the Niche data system as well as the 'draw down' of the city population held in the Jackson County Detention Center. It is important to note that the analysis typically separates those held in KCPD beds and Municipal Court beds. For charts and tables where these groups of detainees are combined, this population is referred to by the term 'City Jail.' In a future City Jail, these populations would be combined based on an objective classification system as opposed to their legal status in conformance with national best practices.

Demographic Characteristics

The reconstruction of the detention population for the time period analyzed is superior to single point in time snapshots, which are subject to more random daily variation. Retrieving the data enabled an examination of how this population varies over time. The first component of our analysis was to examine the average daily population by gender. Figure 1 gives the ADP breakdown by gender from 2013 – 2019 in KCPD beds. It is interesting to note that the proportion of females held in KCPD beds has stayed relatively stable. From our experience, the national trend is showing a sustained increase in the percentage of females held in custody in jails. It should be noted that the proportion of females held are already a bit higher than the averages reported across the country. In terms of the lack of trend, it is our conclusion that the stability reflects the artificial constraints of not having enough female beds for both KCPD and Municipal Court (presented in Figure 2) detainees. Indeed, our conversations with the stakeholders have confirmed the shortage of female beds throughout the time period of our analysis.

Figure 1: KCPD Detainees by Gender

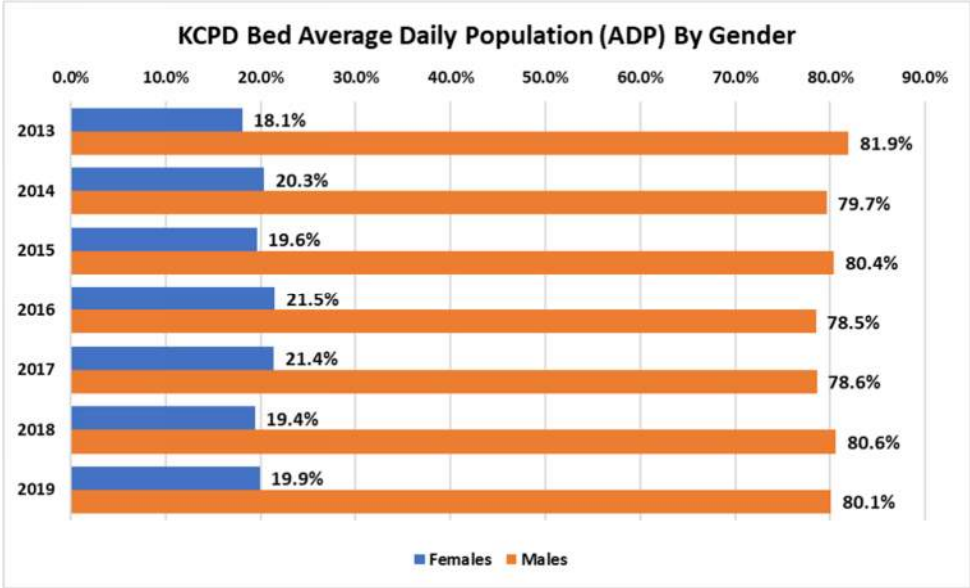
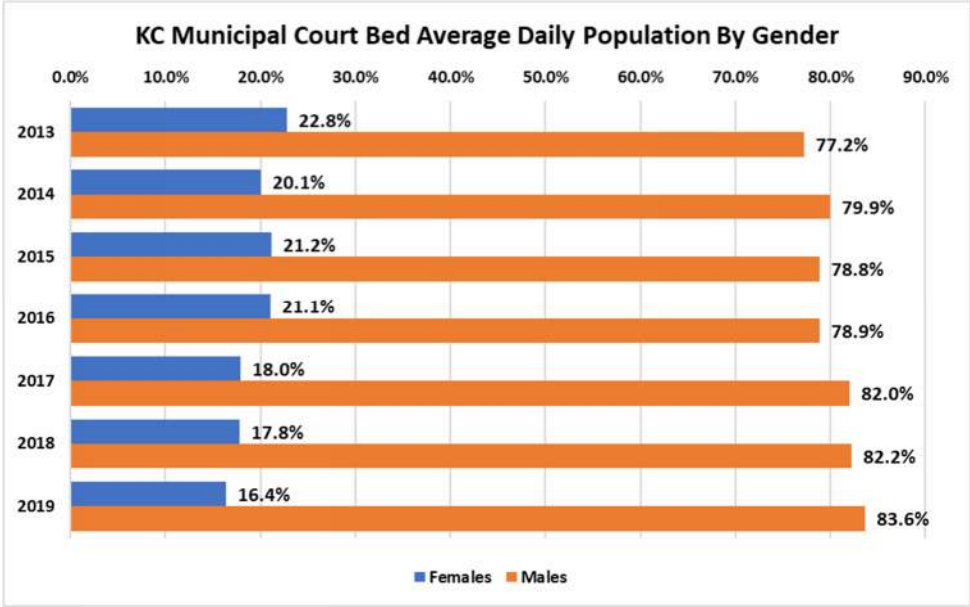


Figure 2: Kansas City Municipal Court Detainees by Gender



Figures 3 and 4 below provide the racial breakdown of the detention average daily population for each year during the analysis. The proportion of black inmates is growing, but not on a consistent annual basis.

Figure 3: KCPD Detainees by Race

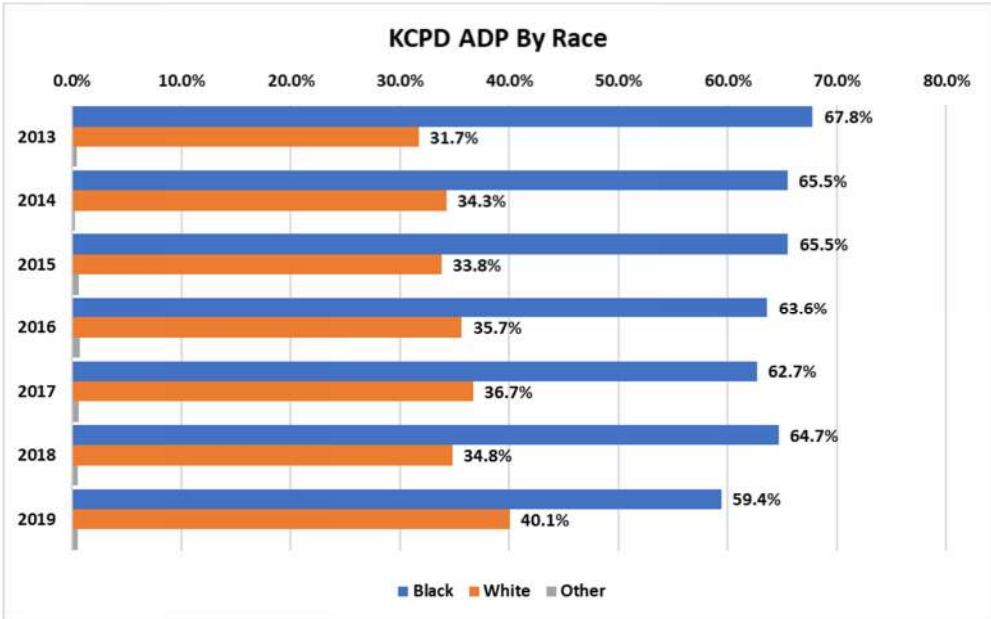
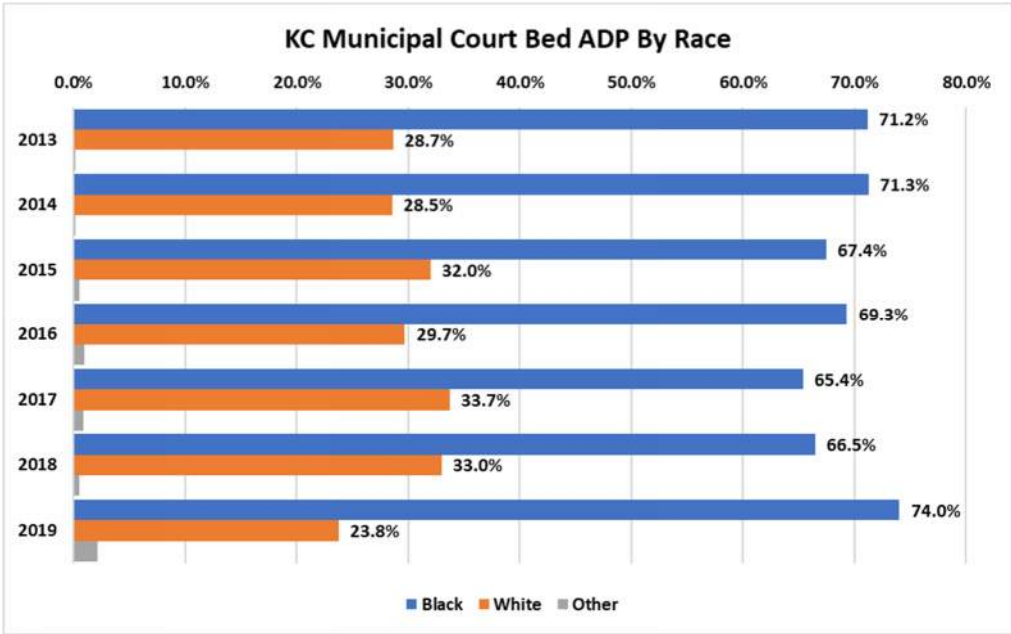


Figure 4: Kansas City Municipal Court Detainees by Race



Figures 5 and 6 show the age of detainees (based on their age at booking) within the average daily population between 2013 and 2019. Interestingly, the two populations reflect trends we have detected across the nation where the proportions of inmates between 18 and 29 are declining. By comparing the gray bars with the orange bars in the charts we can see how this cohort of individuals shifts through time---the individuals in question get older, leading to higher proportions of detainees who are in their 30s.

Figure 5: Annual Proportions of KCPD Detainees by Age

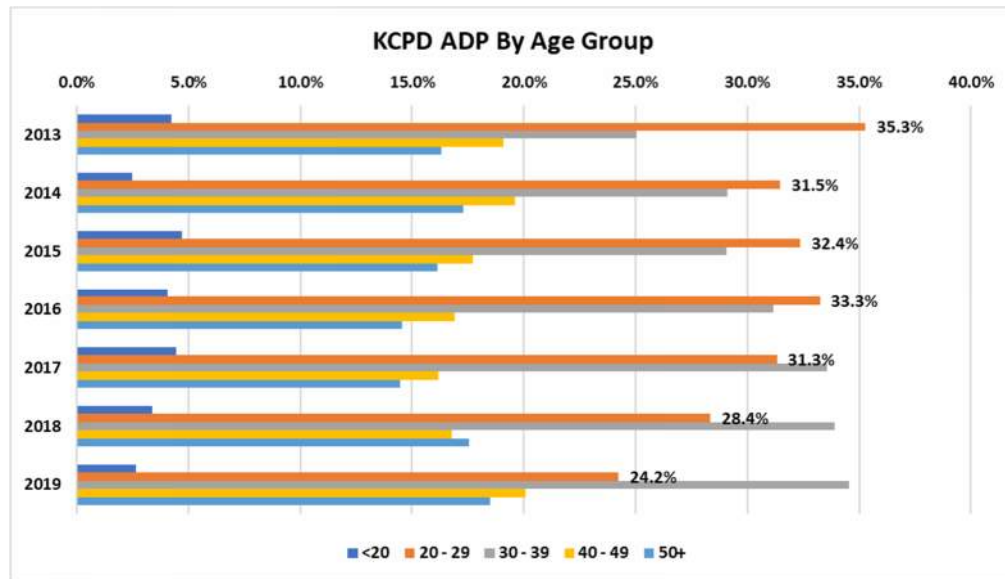
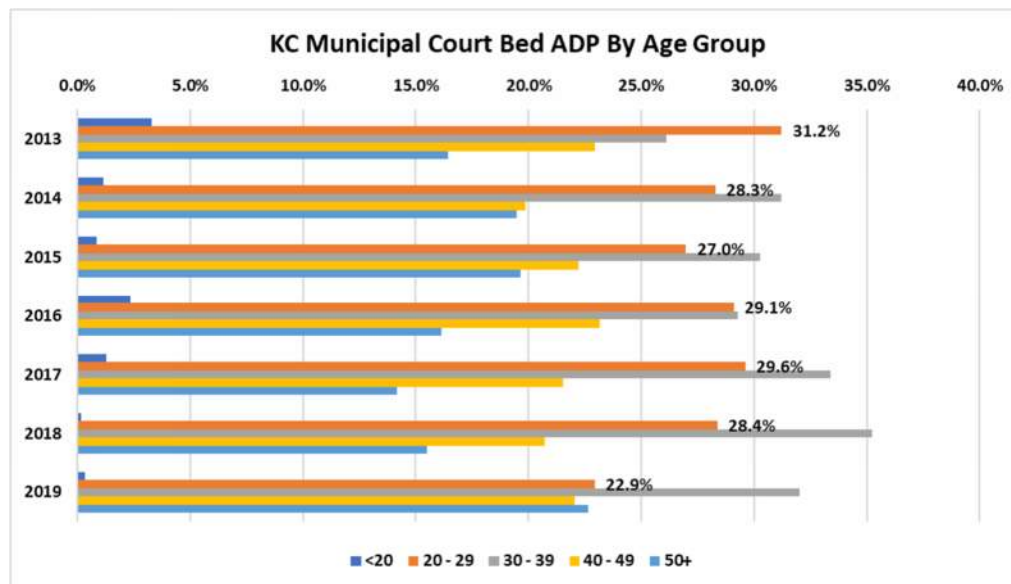


Figure 6: Annual Proportions of Kansas City Municipal Court Detainees by Age



Detention Population by Charge

Perhaps one of the most important aspects of any detention population analysis is the examination of the types of charges the detainees face. An inmate can be held in custody, pretrial or sentenced, for one or more charges. In order to simplify the understanding of what matters hold people in custody, the research team developed an algorithm which weighs each individual’s charges by how important they are. The primary charge for which a person is held is referred to as “primary charge category” and includes the following major categories (presented in order of seriousness):

- Violent

- Sex Offense
- Weapons
- Burglary
- Theft/Fraud
- Drugs
- DUI
- Offenses Against the Administration of Government
- Child Neglect/Endangerment/Support
- Public Order
- Other
- Alcohol
- Supervision Violation
- Traffic
- Codes/Ordinances
- Holds/Detainers

‘Offenses Against the Administration of Government’ is defined as crimes such as Failures to Appear or Resisting Arrest. ‘Public Order’ offenses include things like Vandalism or Disorderly Conduct. Using the data from our extracts, when an inmate has multiple charges, a primary charge category is assigned according to the priority listed above. The priority listing is premised on the most serious offense having the highest priority. For example, if an inmate were charged with a DUI and a violent offense, the primary charge category would be violent. In addition, because the research team also had access to court data, we were able to further refine the analysis to reflect which charges were the most responsible for necessitating continued detention. Thus, our typical ‘most serious charge’ analysis should instead be thought of in this case as a ‘most important matter’ analysis. For instance, if in the example above, the individual’s violent offense was disposed of immediately, but the person had to serve a sentence for the DUI, the most important matter holding that person in custody in fact becomes the DUI charge.

Tables 1 and 2 below examines the percentage of ADP occupied by each of the most important matter categories for both KCPD and the Municipal Court between 2013 and the end of March 2019. At the outset, we are compelled to note the relatively high proportion of individuals held with a most important matter that is violent in nature, a surprise for a city/municipal population. It is also important to note that the KCPD patterns are fairly steady over time with the proportion of detainees with violent most important matters typically at around 43%. Other category percentages change as well over time, but the magnitude of the changes is small compared to the Municipal Court numbers in Table 2. Both tables are sorted by the 2018 percentages.

Table 1: KCPD ADP By Most Important Matter Category, 2013 – March 2019

Charge Category	2013	2014	2015	2016	2017	2018	2019
Violent	43.5%	43.3%	43.4%	43.7%	40.8%	42.5%	43.7%
Theft/Fraud	12.8%	13.1%	11.3%	11.0%	13.2%	13.4%	9.9%

Charge Category	2013	2014	2015	2016	2017	2018	2019
Public Order	10.2%	10.3%	9.9%	9.7%	11.2%	12.6%	14.3%
Drugs	7.9%	9.5%	10.0%	9.6%	9.6%	8.5%	10.6%
Offenses vs Government	5.3%	4.9%	5.2%	5.0%	8.1%	7.9%	6.6%
Traffic	6.4%	7.3%	8.0%	5.4%	4.5%	4.8%	3.0%
Weapons	1.3%	1.0%	2.6%	3.5%	2.2%	2.4%	3.4%
Hold/Detainer	0.6%	0.7%	1.4%	1.8%	1.8%	2.2%	2.1%
Other	2.4%	2.9%	2.3%	2.1%	1.6%	1.5%	0.9%
DUI	0.3%	0.5%	0.5%	0.8%	0.8%	1.1%	1.1%
Burglary	1.0%	0.8%	1.0%	1.2%	1.2%	0.9%	1.4%
Supervision Violation	3.9%	3.9%	2.7%	4.3%	3.6%	0.8%	0.3%
9 Other Categories	4.2%	2.0%	1.6%	2.0%	1.4%	1.3%	2.5%

These two tables are interesting for a variety of factors other than the high proportion of individuals held in connection with a violent charge. There appears to be a shift in 2018 and 2019 with the Municipal Court population in terms of the percentage of people with a violent charge. Our suspicion is that the system, faced with a constrained supply of available beds, moved to detain proportionally more violent matters than non-violent matters. Note the consonant decreases during this time for traffic offenders as well as the 14 other categories which were too small to list individually.

Table 2: Municipal Court ADP By Most Important Matter, 2013 – March 2019

Charge Category	2013	2014	2015	2016	2017	2018	2019
Violent	40.4%	41.7%	33.5%	33.5%	43.2%	47.2%	50.4%
Theft/Fraud	15.1%	13.6%	16.4%	16.4%	17.2%	19.6%	18.1%
Public Order	8.8%	9.2%	13.4%	13.4%	12.2%	12.0%	11.0%
Drugs	9.2%	11.4%	12.6%	12.6%	10.5%	5.8%	10.8%
Offenses vs Government	3.7%	3.6%	4.9%	4.9%	3.1%	5.6%	5.6%
Traffic	8.6%	9.1%	9.0%	9.0%	5.6%	3.7%	1.8%
Supervision Violation	4.9%	6.0%	6.2%	6.2%	4.9%	2.6%	0.7%
Indecency/Vice	1.9%	1.3%	1.8%	1.8%	0.6%	1.6%	0.7%
Weapons	1.4%	0.5%	0.8%	0.8%	1.0%	0.8%	0.5%
14 Other Categories	5.9%	3.5%	1.3%	1.3%	1.6%	1.0%	0.4%

We must note that the individuals who comprise the Municipal Court ADP are both within pretrial and sentenced status. While only 9.4% of individuals who appear in court are sentenced to additional time, sentenced individuals make up 67% of this segment’s ADP (due to their much higher lengths of stay). As such, when examining the sentenced population’s most important matters, they were fairly similar to what is reported above, with 41.8% having a violent charge.

Meanwhile, while the data for Tables 1 and 2 ends in March 2019, Table 3 provides a combined ‘City Jail’ perspective before and after March 2019. As noted above, our use of the term ‘City Jail’ denotes all individuals in custody after the initial custody in the police side stations. This is a combination of the KCPD beds and the Municipal Court beds. The shift to detaining more violent offenders is rather significant. Note also that there are significant differences between bookings and proportions in the average daily population. Specifically, traffic offenses account for approximately one out of every eight bookings, but only a fraction of those individuals in the detained population, a function of significantly smaller lengths of stay.

Table 3: ‘City Jail’ Most Important Matter Analysis Before and After March 2019

Charge Category	2018 – March 2019		March – December 2019	
	% Bookings of	% of ADP	% Bookings of	% of ADP

Charge Category	2018 – March 2019		March – December 2019	
Violent	26.9%	42.8%	33.0%	56.5%
Drugs	12.5%	8.9%	7.4%	7.5%
Traffic	12.5%	4.5%	13.4%	2.1%
Theft/Fraud	11.1%	12.7%	11.6%	15.1%
Public Order	10.1%	12.9%	12.7%	8.5%
Offenses vs Government	9.3%	7.7%	10.9%	6.9%
Other	4.4%	1.4%	0.7%	0.1%
Weapons	2.6%	2.6%	1.5%	1.1%
DUI	2.5%	1.1%	5.1%	0.9%
Unknown	2.3%	0.0%	0.1%	0.0%
Hold/Detainer	2.2%	2.2%	0.4%	0.1%

In our discussions with stakeholders, there were a range of opinions regarding the composition of the population by offense. As a result, we were asked to drill into the charges of the population of detainees who had a violent charge. Across the 6+ years analyzed, 91% of the 'Violent' population were held due to an Assault charge, with about 8% being held for violating a protective order. The remaining 1% are held on a spectrum of violent charges for people who appear to be in the process of transferring to the Jackson County court system. Because 'Assault' can encompass many acts, we drilled into the actual charges that were used. This analysis is presented in Table 4.

The vast majority of individuals (89.2%) have a specific charge of 'Intentionally Inflicting Bodily Injury'. This charge encompasses a wide range of violent acts where injury is alleged to have occurred. Some of the actual acts could be regarded as minor (throwing a soft object), while others could be much more lethal (strangulation). We must also at this point mention that during our analysis we encountered charging language in the court data that described the specific behavior at hand. While there was not enough charging language present in the data to conduct a systematic content analysis, nevertheless we found assaults that included firearms, something that should be considered when thinking about the population being held.

Table 4: Assault Charges, 2013 - 2019

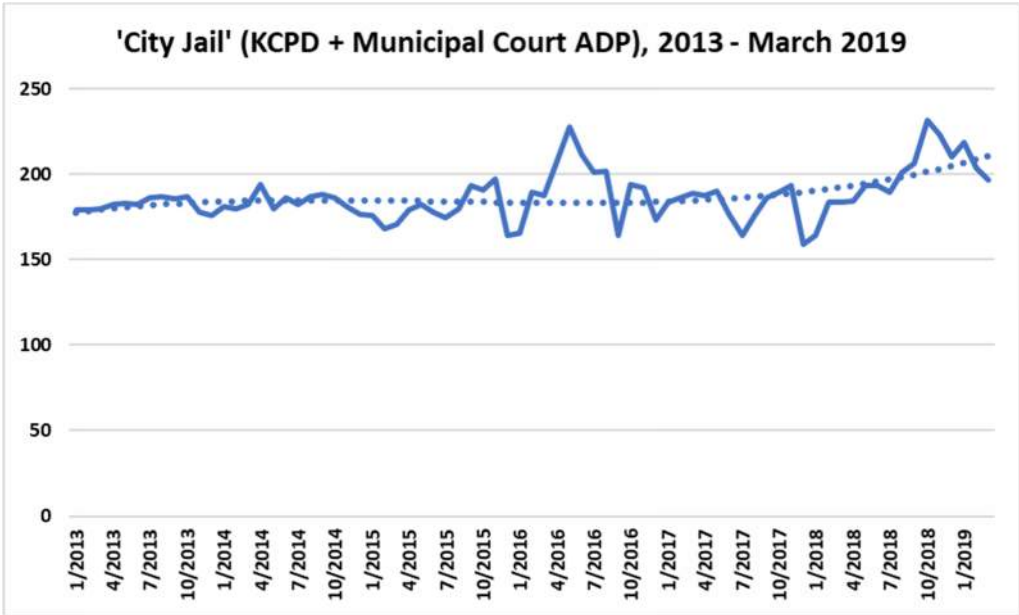
Charge	6-Year ADP Percentage
Intentionally Inflicting Bodily Injury	89.2%
Attempt to Inflict Injury	10.3%
Assault First Degree	0.4%
Five Other Assault Charges	<0.1%

Finally, we would be remiss if we did not note our analysis of individuals who come through the process more than one time. Our analysis covered 54,689 unique detainees who had an average of 1.9 bookings per person. Moreover, an analysis of all individuals detained in 2015 showed that 41% returned at least one time between 2016 and 2019. The repeat offender issue is critically important from a population management perspective because this population of individuals represents a significant component of the ADP held at any given point in time. Specifically, our analysis examined the length of stays for everyone held more than once. Excluding the first stay in custody, the bed days for every subsequent stay for every repeat stay individual were compiled. Across the 6+ years studied, about half (51%) of the 'City Jail' ADP is accounted for by repeat stays. Aside from the sheer numbers of individuals who are in custody more than once, there is evidence that subsequent stays are characterized by a higher proportion of violent charges. Of people who were booked 5 times or more, 52% had a violent most serious matter. Of the 628 people who were booked 10 or more times in our study's timeframe, 56.2% had a violent most serious matter.

Average Daily Population Trend

The average daily population (ADP) of a correctional facility is simply the average number of inmates held on each day during a particular time period. Our analysis of the data extracts allowed for several detailed analyses of the ADP: by race, gender, and case level. The actual monthly trends for the population are incredibly important for the modeling process. Figure 7 takes the combined ADP numbers for the KCPD and Municipal Court in-custody population and plots them by month. The overall lesson for this chart for the current project is that there is no evident long-term trend. A possible reason for this fact is the artificial population constraint placed by having a finite number of beds. However, there appears to be enough variation to make clear that there are some periods where demand for beds fluctuates.

Figure 7: KCPD/Municipal Court Combined ADP, 2013- March 2019



Meanwhile, Figure 8 breaks out only the Municipal Court ADP. Note the increase toward the end of the time period, which appears to not be a function of an arrest pattern but rather a length of stay pattern that is explored later in this report. As a reminder, the Municipal Court ADP represents the number of people who are held under the authority of the Court, including pretrial and sentenced individuals.

Figure 8: Municipal Court ADP, 2013- March 2019

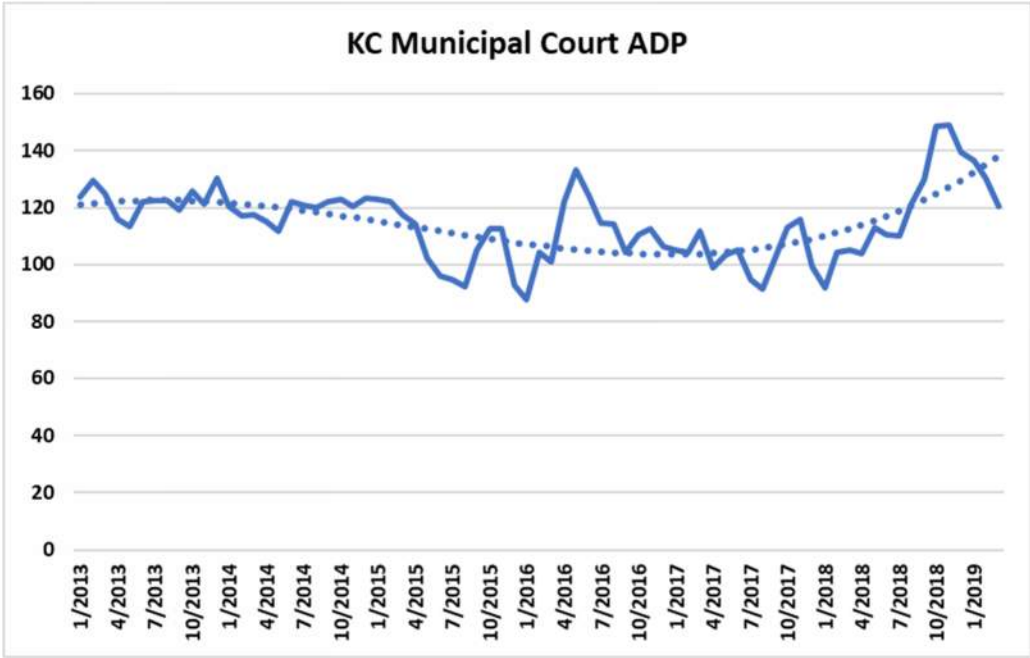


Figure 9 below shows the KCPD bed population for the same time period. The impact of the closure of the KCPD headquarters 8th floor (and the related policy and process changes) can be seen in Spring 2015 as the population moved to the JCDC. The closure's effect is also seen in Figure 10 which covers the initial custody stage of detention by KCPD. As noted above, the initial custody stage generally takes place at the regional station houses where booking occurs. To be clear, the changes in these graphs show a change in business practice by KCPD, but no overall trend is evident for the final few years of the graph, when such practices remained largely the same.

Figure 9: KCPD ADP, 2013- March 2019

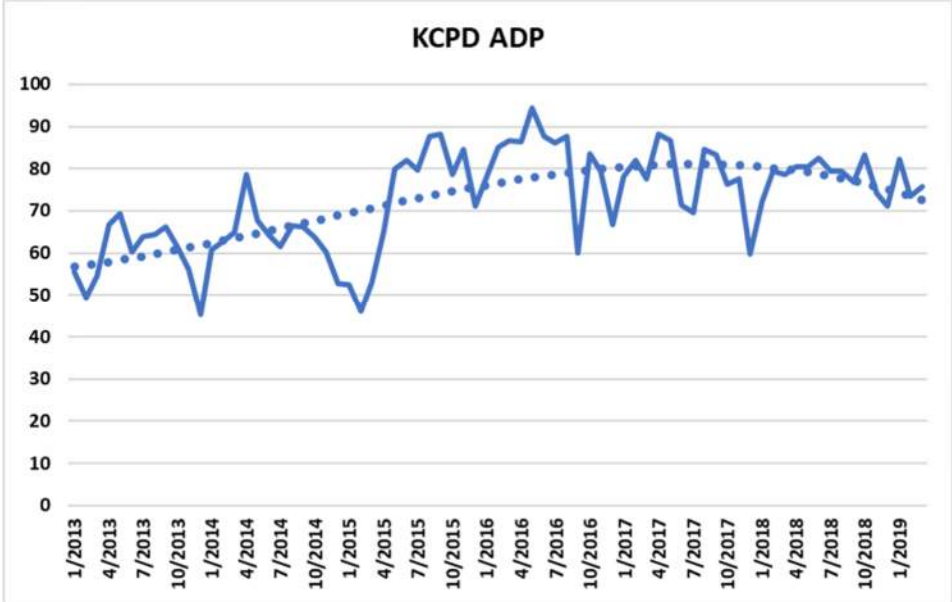


Figure 10: KCPD Initial Custody ADP, 2013- March 2019

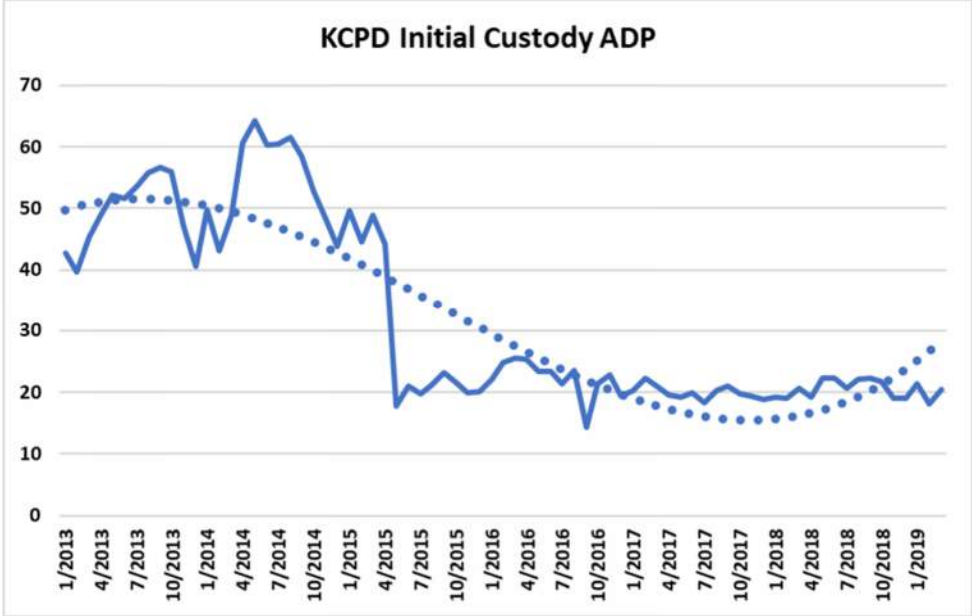
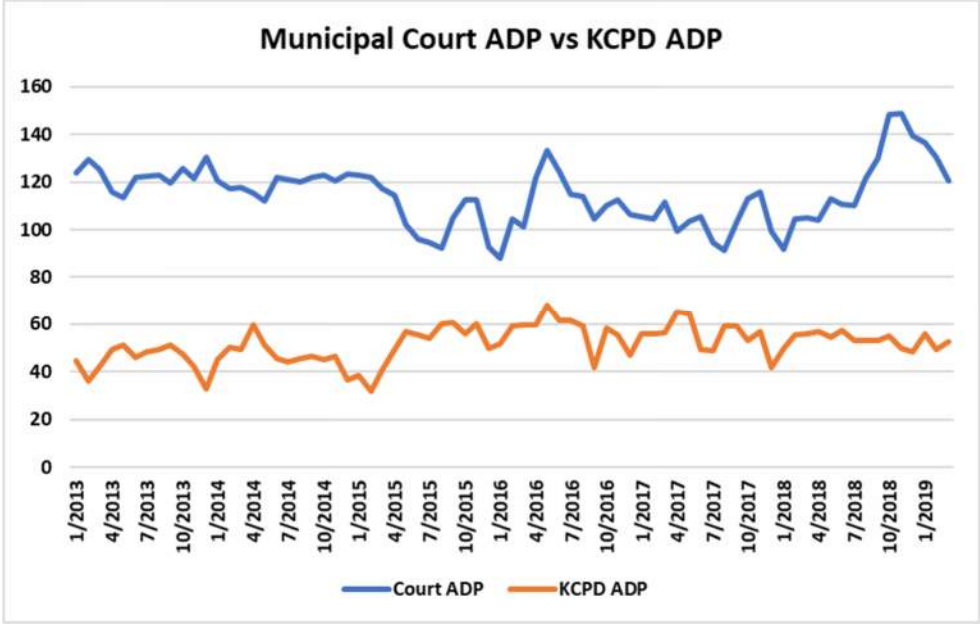


Figure 11 plots the two populations of concern against each other. Again, as with the previous ADP trend charts, there is no significant long-term trend in the populations in question.

Figure 11: KCPD vs. Municipal Court ADP, 2013- March 2019



Bookings Trends

The number of people taken into custody constitutes one of the key predictors of a correctional system’s population. For Kansas City in general, and for an adult detention facility specifically, it is prudent to think of such admissions in two key ways. First, people may be arrested and brought to one of the KCPD side stations. Such people are commonly released directly from the station. Individuals who are not released, however, move from the station to a KCPD-controlled bed. For the purposes of understanding correctional population dynamics with an eye toward planning a detention facility, it is this ‘second admission’ that constitutes the bookings about which we mostly care. Our analysis examined both types of bookings. Figure 12 examines all individuals booked and released between 2013 and the end of March 2019. These individuals are included no matter if they were released prior to moving to a KCPD bed. The overall level of bookings and releases drop after the closure of the KCPD 8th floor beds. In addition, the chart shows us the seasonal nature of the processes involved, with lower periods typically occurring during the holiday season, and higher numbers during warmer months. Not surprisingly, the two trends track each other very tightly. The shape of release trends is almost always strongly predicted by bookings trends.

Figure 12: Total Monthly Bookings, 2013 – March 2019

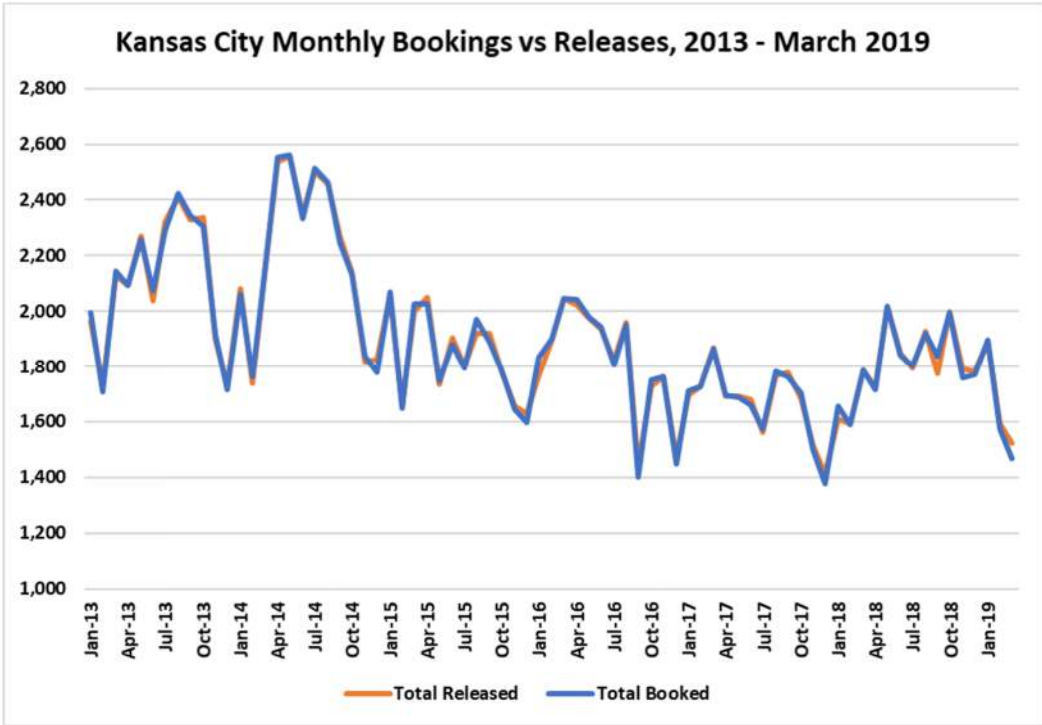
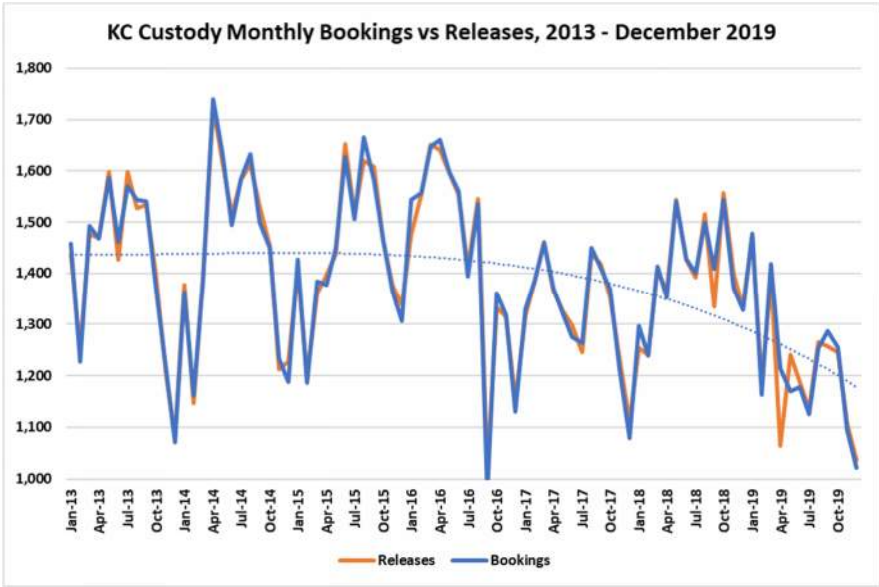


Figure 13 examines the bookings and releases for only those individuals who remain in custody beyond the initial custody phase of the process. The maximum of the Y-axis of the chart is 1,000 less than Figure 12. The analysis here shows that there is overall a lower level of average booking and release activity after 2016.

Figure 13: Bookings and Releases Beyond Initial Custody



Given the known shortage of female beds, it is important to examine the bookings numbers by gender. Table 5 relates the booking numbers along with the percentages. To be clear, these numbers are for individuals moving beyond initial custody, in other words they represent the 'City Jail' bookings. Clearly the female proportion of bookings is higher than the proportion of females in the ADP. This dictates that the female average length of stay will be lower than that for males. These factors are more than likely the effect of the limited number of available beds for females.

Table 5: Average Annual Bookings by Gender, 2013 – 2018

Year	Females		Males		Total
	Bookings	%	Bookings	%	
2013	3,870	22.7%	13,145	77.3%	17,015
2014	4,058	23.4%	13,305	76.6%	17,363
2015	4,219	24.3%	13,121	75.7%	17,340
2016	4,264	24.7%	13,016	75.3%	17,280
2017	3,918	24.6%	12,008	75.4%	15,926
2018	4,192	24.9%	12,627	75.1%	16,819

Average Length of Stay Trend

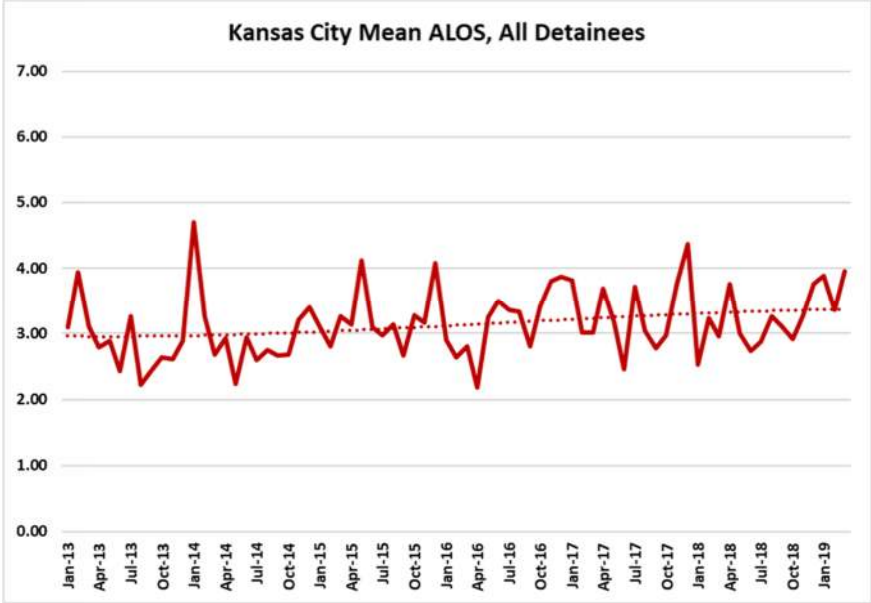
In addition to bookings, how long detainees stay is a major driver of a correctional facility's population. The Average Length of Stay (ALOS) is defined as the total number of days on average an inmate is incarcerated from commitment into the jail until release from the jail. While there are multiple methods for calculating or estimating ALOS, in our experience the most precise way of developing the number is to simply take the lengths of stay for every person released in a given time period and then taking the mean average. However, in some cases it is also important to consider the median (the midpoint of the data) average as well as that may be a better indicator of central tendency, or what the 'typical' detainee experiences in terms of length of stay. The Municipal Court data in the present analysis is an excellent example of this due to the fact that there are many individuals who are only under the Court for a brief period of time while there are also others who are sentenced to 180 days in custody. The median number is much more helpful for understanding the Municipal Court data.

For the purposes of this study, we are ultimately concerned with lengths of stay in several contexts. Our analysis calculated and considered the ALOS for the initial custody holding (police side stations), the KCPD beds, the Municipal Court beds, the overall ALOS between arrest and release, and the 'City Jail' ALOS. Each variation of these calculations is presented in the charts which follow.

In order to augment the reader’s understanding of these charts, as was stated above, the initial custody holding time spans the time between booking at a police side station and either release or transfer to a KCPD bed. The KCPD bed stays begin with arrival from the side station to a central location (historically the KCPD headquarters’ 8th floor or the JCDC) and end with either release or the individual’s appearance in the Municipal Court. The Municipal Court time begins with the transfer of custody to the Court from KCPD at appearance and ends with the person’s release. Moreover, our analysis split the Court time into sentenced and pretrial lengths of stay. The majority of individuals making their in-custody court appearance are released at (immediately after) the court appearance itself, resulting in somewhat misleadingly small average lengths of stay of a few hours or even minutes. Other individuals remain in Court custody for longer periods of time, such as several days, without having received a sentence. We termed this group of individuals as pretrial custody. Meanwhile, individuals receiving a sentence were analyzed separately.

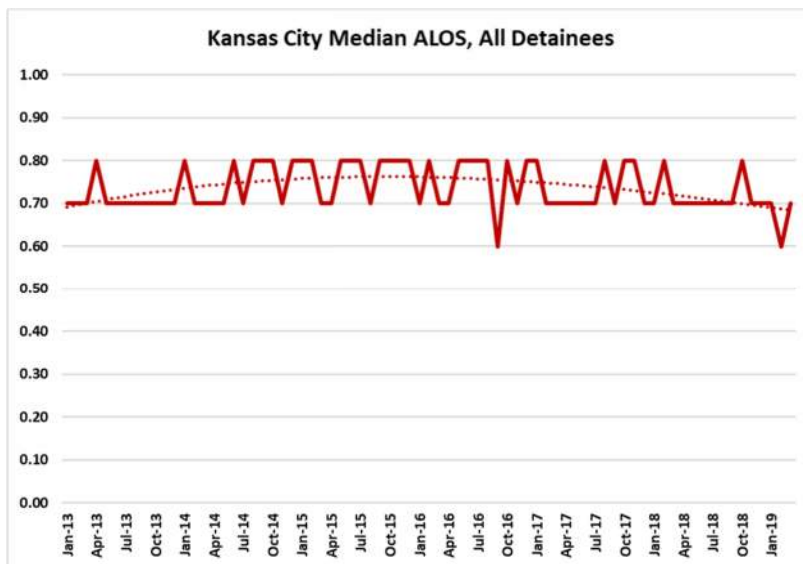
Figure 14 depicts the monthly ALOS trend for all detainees arrested and released, regardless of the stage in which release was secured. This number represents the time between the start of custody, typically at a police side station until final release. Note that the mean is showing a slightly increasing trend.

Figure 14: Overall Custody Average Length of Stay (In Days), 2013- 2019



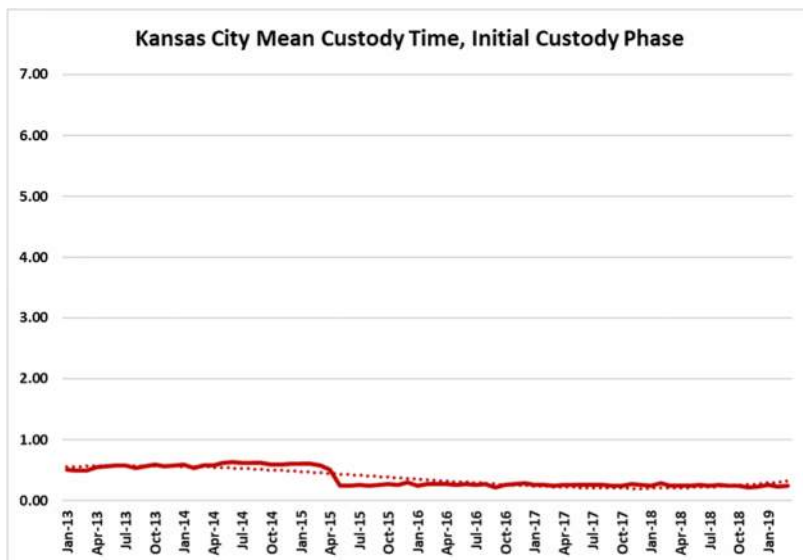
As can be seen in Figure 15, however, the median ALOS (the midpoint of the distribution of all custody times in a given month) tells a somewhat different story. The typical detainee is held less than 20 hours and that time is incredibly stable. Keep in mind that this includes all individuals detained, even the initial custody population.

Figure 15: Median ALOS for All Detainees (In Days)



Even though it is not really the main focus of our analysis, Figure 16 presents the ALOS numbers for the initial custody phase of the process. The average is well below a day and shows a significant disruption when the KCPD 8th floor bed move was executed.

Figure 16: Initial Custody Average Length of Stay (In Days)



Figures 17 and 18 show the mean and median ALOS trends for the KCPD beds over time. Note the declining mean trend. The median shows an overall increase, but this is due to the change in business practices in 2015. Since that time, the median has actually declined slightly.

Figure 17: KCPD Mean Average Length of Stay (In Days)

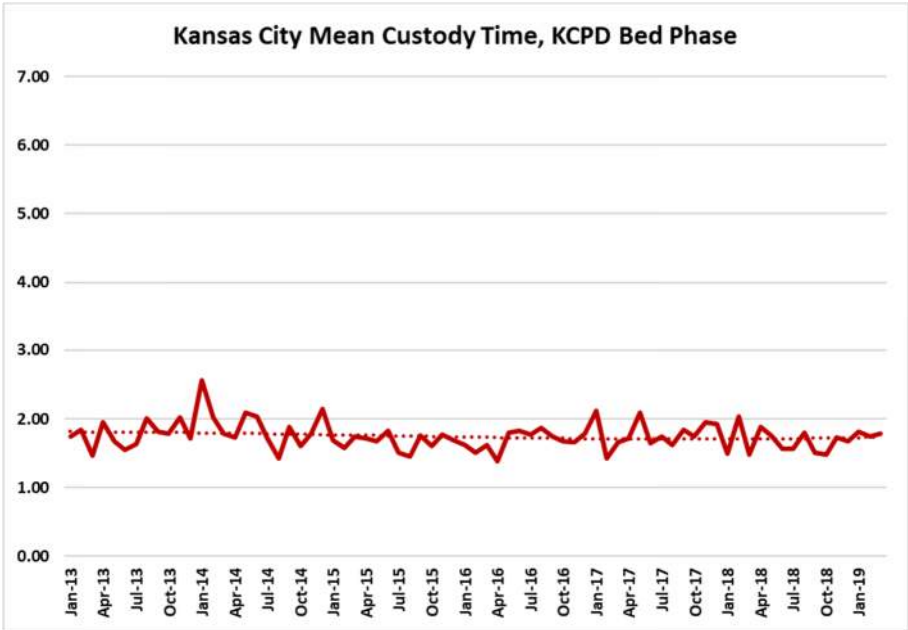
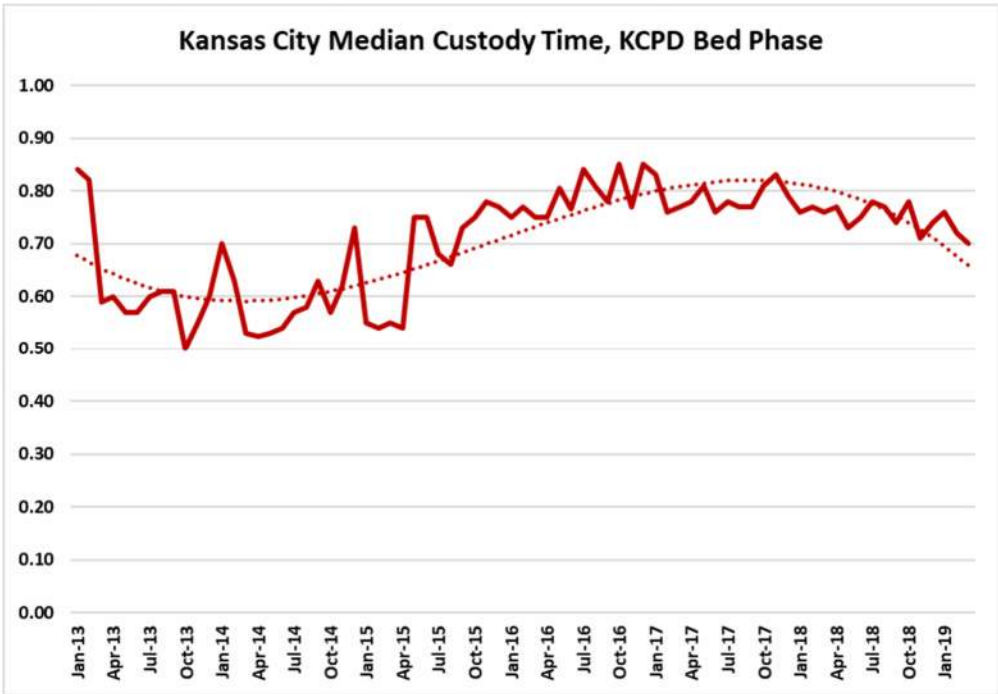


Figure 18: KCPD Median Average Length of Stay in Days



The lesson from the KCPD ALOS analysis is that the process moves fairly quickly, with the typical detainee having less than a day in a KCPD bed after the initial custody phase.

The mean and median ALOS for the entirety of Municipal Court custody (every individual held by the Court) is presented in the next two charts. The mean (Figure 19) and median (Figure 20) tell completely different stories due to the release patterns of sentenced

individuals toward the end of our analysis. In this case, it appears that the median is telling the more accurate story--processing time has actually improved for the typical person. Again, the majority of individuals are released at their court appearance, significantly reducing the ALOS numbers.

Figure 19: Mean Municipal Court Bed Average Length of Stay in Days

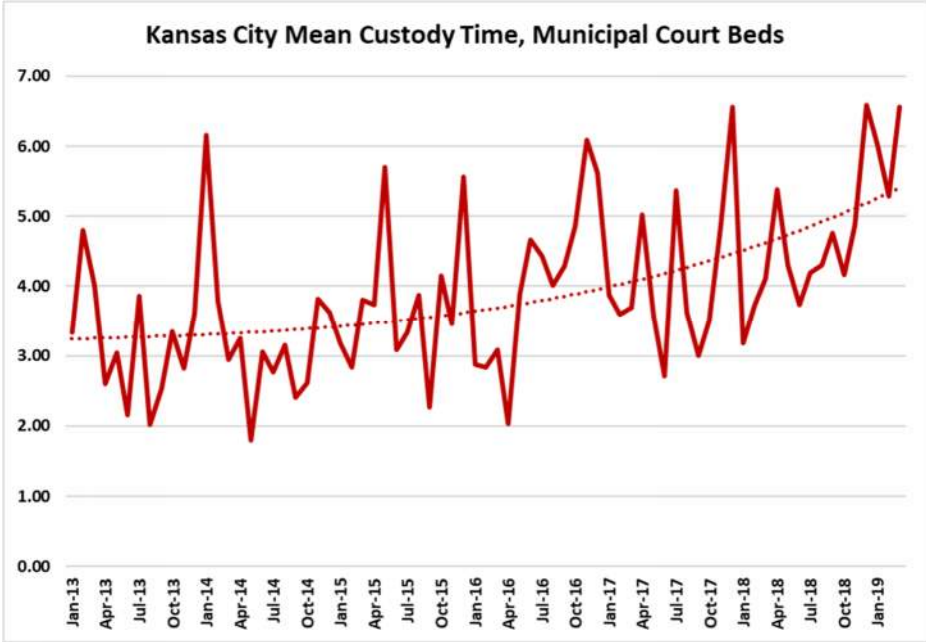
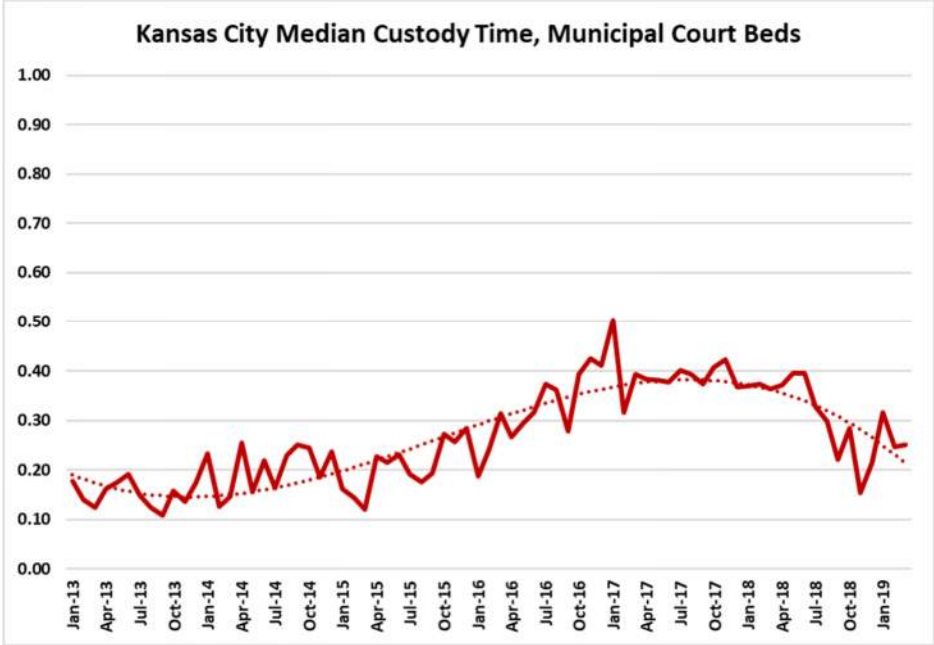


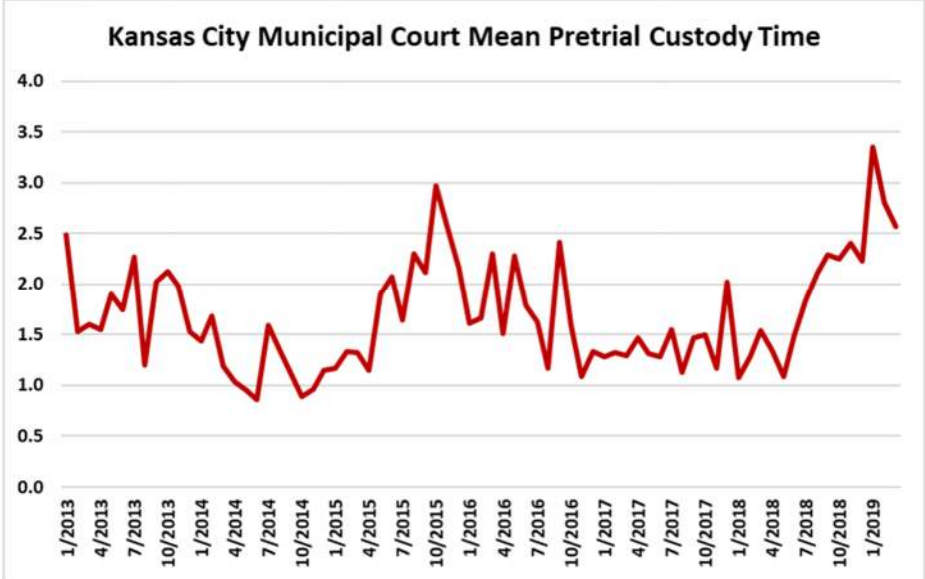
Figure 20: Median Municipal Court Bed Average Length of Stay in Days



The relatively speedy release of the majority of people technically in Court custody artificially drives these average times down. In order to develop a clearer picture of the length of stay

for the Municipal Court beds, we examined people who are not released at their first visit to a courtroom. The ALOS of the pretrial segment of people is represented in Figure 21. This is the average length of time being held by the Court for people who are released without a sentence. This population has an overall ALOS of 1.68 days.

Figure 21: Pretrial Municipal Court Bed Average Length of Stay in Days



Individuals who receive a sentence, meanwhile, stay for an average of 53.7 days. Figure 22 below shows monthly averages for this population, and they are actually fairly stable with a small average increase evident over time.

Figure 22: Sentenced Municipal Court Bed Average Length of Stay in Days

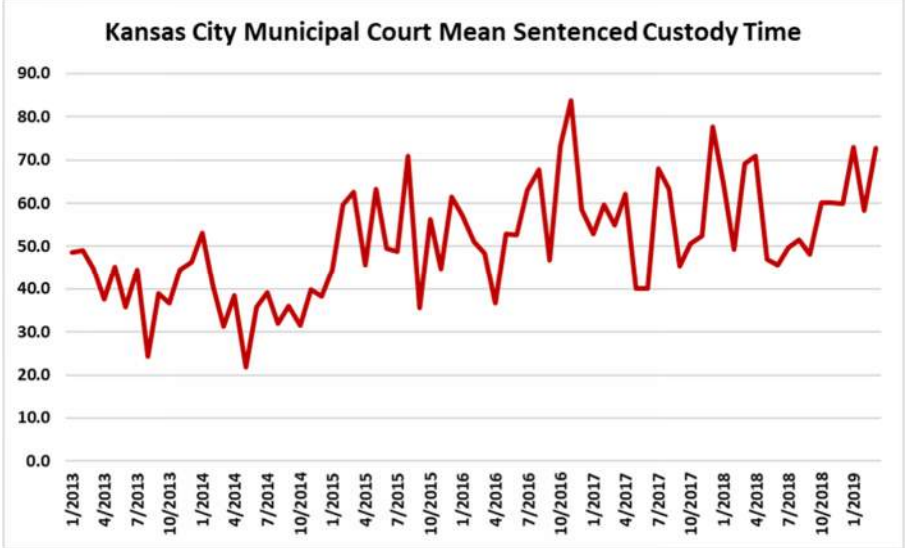


Table 6: Municipal Court Bed ALOS In Days by Case Status

Year	Pretrial	Sentenced
2013	1.8	41.5
2014	1.2	36.8
2015	1.9	53.3
2016	1.7	57.9
2017	1.4	55.5
2018	1.7	56.0

Table 6 above details the annual ALOS between pretrial and sentenced individuals. Note the growth for the sentenced population over the final 4 years. Table 7 below examines the ALOS by most serious matter for the sentenced population. As one would expect, the highest ALOS is for individuals with a violent most important matter. In fact, the traffic number is the lowest charge category in the analysis. There were a number of charge categories that did not have enough of a sample size to include in the table, such as weapons or offenses vs. the family.

Table 7: Sentenced Municipal Court Bed ALOS In Days by Most Important Matter

Charge Type	2013	2014	2015	2016	2017	2018
Violent	52.4	50.0	59.1	75.1	71.5	72.4
Indecency/Vice	48.8	83.5	58.5	28.1	50.6	70.7
Drugs	44.9	38.8	58.1	73.7	66.3	66.1
Theft/Fraud	50.2	40.6	72.5	59.2	55.6	51.6
Public Order	36.7	33.1	73.6	46.7	47.8	39.7
Offenses vs Government	23.4	22.1	45.1	44.7	24.2	35.9
Traffic	22.9	15.7	22.1	28.6	37.5	27.0
Total	41.5	36.8	53.3	57.9	55.5	56.0

Our analysis also allowed us to calculate the fact that while the average sentence length is 101.6 days, the time in custody is actually 52.8% of that number.

Combining the KCPD and Municipal Court release data results in a 'City Jail' view of ALOS. Figure 23 shows the mean while Figure 24 shows the median. Peaks and valleys are seasonal and overall the numbers are fairly stable. When one considers that the analysis covers over 72 months of data, there is a marked stability in how long people are in custody. Moreover, as noted before, the numbers also demonstrate how quickly the populations involved move through custody.

Figure 23: Mean 'City Jail' ALOS In Days

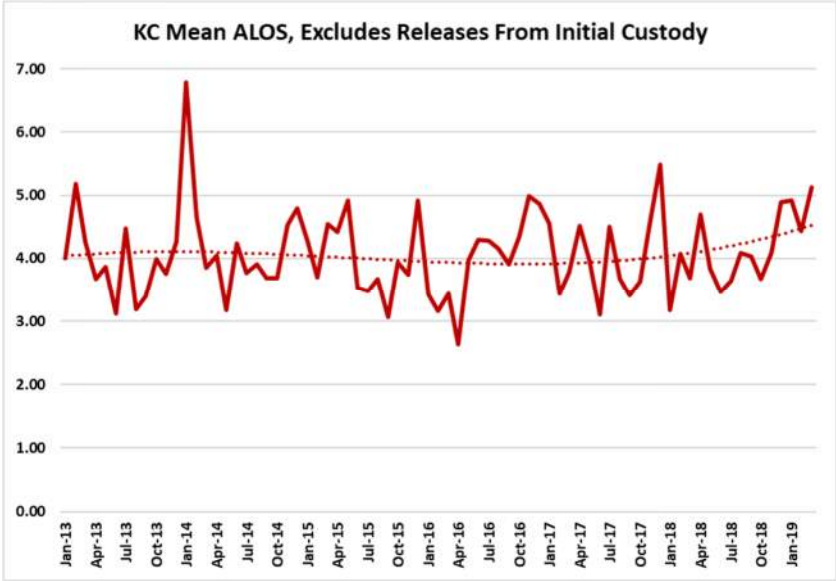


Figure 24: Median 'City Jail' ALOS In Days

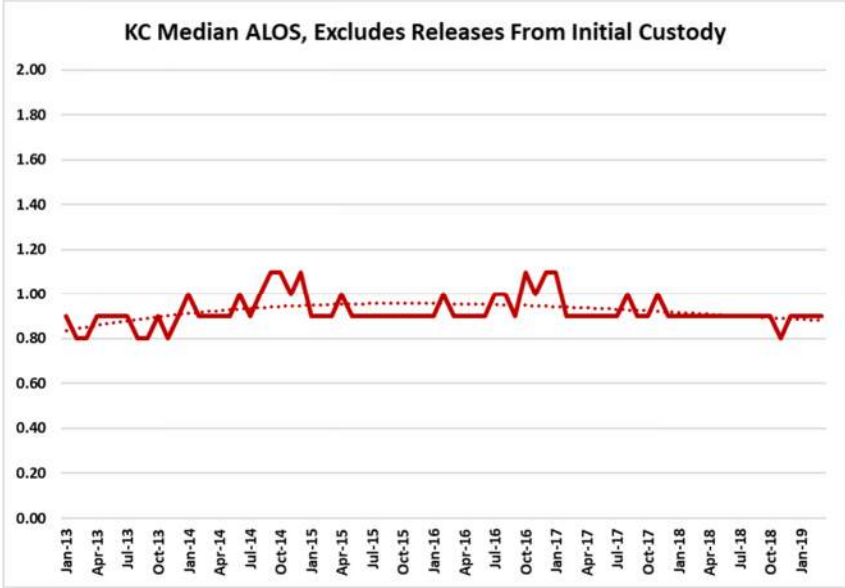


Table 8 summarizes the ALOS statistics for the populations of interest for the current study. As a reminder, the 'City Jail' number represents the start of custody in a KCPD bed and final release. The overall median number is exceptionally stable.

Table 8: Average Length of Custody by Bed Type (In Days)

Year	KCPD Beds		Court Beds		'City Jail'	
	Mean	Median	Mean	Median	Mean	Median
2013	1.77	0.62	3.18	0.15	3.93	0.71
2014	1.90	0.60	3.28	0.20	4.26	0.75
2015	1.67	0.67	3.75	0.21	4.02	0.78
2016	1.69	0.79	4.06	0.32	3.96	0.75
2017	1.79	0.79	4.11	0.39	4.05	0.73
2018	1.66	0.76	4.44	0.31	3.95	0.72
2019	1.78	0.73	5.96	0.27	4.83	0.67

The ALOS data were also cross tabulated to consider the 'most important matter' analysis presented earlier. Table 9 summarizes the data for each year for individuals held in KCPD and/or Municipal Court beds. As one would expect, the inmates with a violent most important matter are staying longer than other charge categories, an indicator of a well-functioning justice system.

Table 9: Average Length of Stay in Days by Most Important Charge

Charge Type	2013	2014	2015	2016	2017	2018
Violent	5.21	6.55	5.13	5.56	5.27	6.03
Public Order	4.01	3.83	5.42	4.56	5.19	4.51
Drugs	3.73	3.53	3.65	2.66	3.08	2.41
Theft/Fraud	5.44	4.94	5.54	5.16	5.27	5.35
Offenses vs Government	2.74	3.07	3.16	2.60	2.57	2.65
Weapons	2.85	2.36	1.92	1.72	3.06	1.86
Traffic	1.95	2.04	2.2	1.95	1.99	1.58
Total	3.93	4.26	4.02	3.96	4.05	3.95

Finally, in order to evaluate what the ADP and bookings numbers are indicating about the female population, Table 10 relates the ALOS data by gender. As was expected, females stay shorter periods of time on average. In fact, female ALOS is roughly 75% of male ALOS.

Table 10: ‘City Jail’ Average Length of Stay by Gender

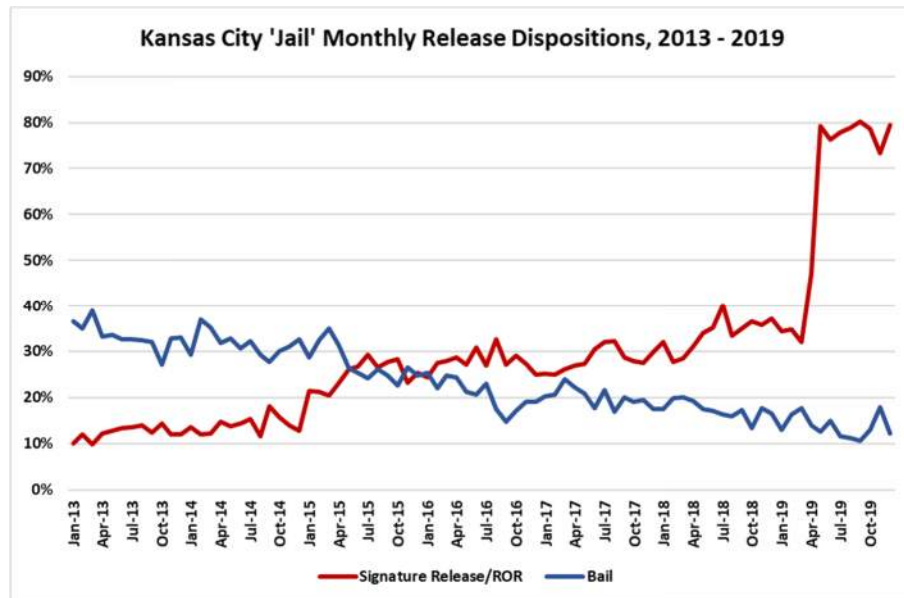
Year	Females	Males	Total
2013	3.64	3.99	3.93
2014	3.65	4.38	4.26
2015	3.37	4.19	4.02
2016	3.29	4.11	3.96
2017	3.20	4.29	4.05
2018	3.16	4.21	3.95

Special Note About Release Mechanisms

Average Length of Stay is very much a function of releases. During our ALOS analysis we noted how the criminal justice system in Kansas City adapted to circumstances during the second half of 2019. Clearly, losing access to the JCDC beds was a significant event for the detention population dynamics we have analyzed. One of the big adjustments made by the system during 2019 was to more than double the frequency of non-financial release. For that matter, non-financial releases, principally releases on recognizance (ROR) and signature releases, had been used somewhat regularly in the jurisdiction prior to 2019.

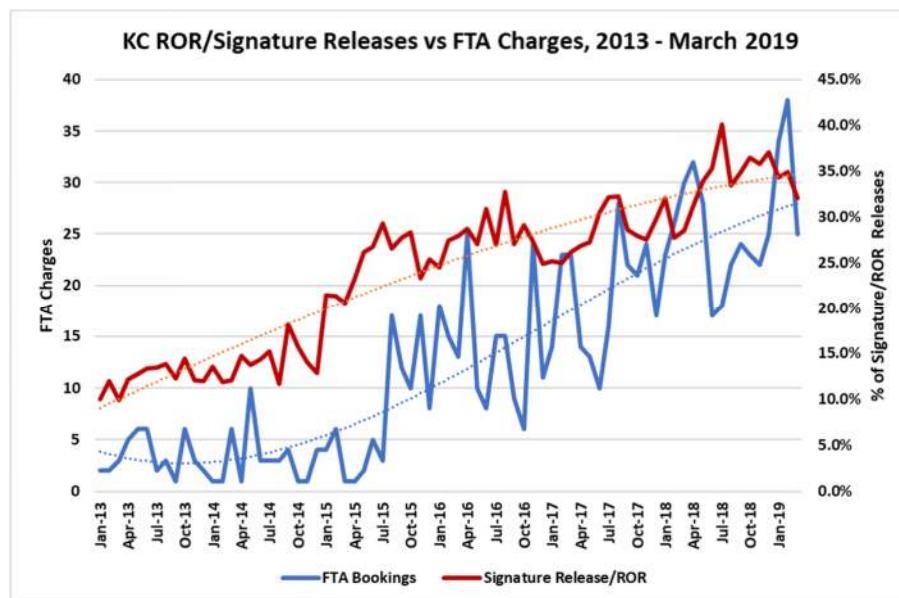
We examined the trends of release dispositions for our ‘City Jail’ individuals over time. Figure 25 depicts the monthly percentages of people released via financial and non-financial means in Kansas City during our study’s time period. We see a clear and stark increase in non-financial releases immediately in the wake of the expected loss of the JCDC beds. All the while, bail releases are experiencing a decline throughout the analysis. Thus, nearly 8 in 10 individuals at the end of 2019 are securing release from KCDC and Municipal Court beds through signature release or ROR, as compared to 31.1% in the prior three-year time period.

Figure 25: Kansas City Release Dispositions, 2013 – 2019



Thus, the system’s response to losing the JCDC beds was to rely more heavily on non-financial release. The concern with any shift such as this would be with appearance rates in court. We plotted the number of individuals who had at least one failure to appear (FTA) charge against the percentage of signature and ROR releases over time in Figure 26. Clearly, the two trends increase at about the same time.

Figure 26: Non-Financial Releases vs. FTA Charges, 2013 – March 2019



To be clear, the number of FTA charges in the data appear to be low. We suspect that there may have been some sort of a challenge capturing or noting them. For instance, some jurisdictions do not distinctly capture FTA charges but instead book people again on the

original charge. Table 11 demonstrates the enhanced reliance on non-financial release after March 2019 by charge category. Major Increases can be seen across all charge categories.

Table 11: Non-Financial Releases in Kansas City Before and After March 2019

Charge Category	2018 – March 2019		April 2019 – December 2019	
	Signature Bond/ROR	Surety Bond	Signature Bond/ROR	Surety Bond
Violent	33.8%	24.4%	75.1%	11.4%
Drugs	24.8%	11.1%	73.0%	5.2%
Traffic	42.5%	40.3%	74.6%	11.3%
Theft/Fraud	44.2%	13.6%	80.1%	5.2%
Public Order	56.9%	17.6%	81.0%	5.2%
Offenses vs Government	24.8%	11.1%	75.2%	11.3%
Other	3.0%	11.0%	82.4%	11.8%
Weapons	9.4%	12.2%	66.7%	33.3%
DUI	27.4%	6.8%	64.3%	20.0%

Jail Population Analysis Summary

Several facts emerge from our analysis. Prior to losing the beds at the JCDC, the population trends and the predictor trends of bookings and average length of stay are flat/stable over time. This may be due in part to the availability of beds overall. However, bookings drop prior to the loss of the JCDC beds and ALOS generally stays stable until the end of 2018. Regardless, the predictors of population are stable, which has significant implications for forecasting.

Table 12: Summary of Bookings, ALOS, and ADP, 2013- March 2019

Year	Admissions to KCPD Municipal Court or Bed	Daily Bookings	Annual Change	'City Jail' ALOS	Annual Change	ADP	Annual Change
2013	17,015	46.6	---	3.93	---	---	---
2014	17,363	47.6	2.0%	4.26	7.8%	182.06	0.9%
2015	17,340	47.5	-0.1%	4.02	-6.1%	183.66	-2.3%
2016	17,280	47.2	-0.6%	3.96	-1.5%	179.47	7.1%
2017	15,926	43.6	-8.2%	4.05	2.3%	193.09	-6.2%
2018	16,819	46.1	5.3%	3.95	-2.7%	181.74	7.8%
2019	14,659	40.2	-14.7%	4.83	18.2%	197.04	4.5%

TASK 2: POPULATION FORECAST

Using sophisticated time series analysis techniques, multiple detention population forecast models were built in order to develop an overall final population forecast. The approach and methodology are explained below, followed by two distinct forecasts.

Background and Methodology

Generally, the best predictor of any correctional population's future pattern is the population's past pattern. In the case of Kansas City, the lack of a single discrete city detention facility presented some initial challenges in terms of capturing the population of interest. Due to the existence of unforeseen circumstances, it should be noted that the precision of forecasts of all kinds diminishes the further into the future one projects. In short, all forecasts are only as good as what is known when the forecast was produced. The long-term accuracy of correctional population forecasting is heavily impacted by changes in public policy, law enforcement strategies, socioeconomic factors, and a host of other influences. Statistically speaking, population forecasts by their very nature assume that what is known and assumed at the time the forecast is produced remains in place for the duration of the forecast.

There are multiple methods for building statistical forecasts. The forecasting technique developed from Box and Jenkins' Autoregressive Integrated Moving Averages (ARIMA) approach is one of the best options. To that extent, a series of ARIMA forecasts of jail population variables were employed in this study. ARIMA is generally used in time series forecasting situations primarily because of its ability to avoid the built-in errors of other forecasting techniques. ARIMA approaches are designed to estimate, diagnose and control for autoregression problems. In addition, because ARIMA examines the past behaviors of a given trend, this approach can forecast multiple time points into the future. Moreover, ARIMA approaches allow the statistician to account for seasonal fluctuations in data as well as smooth out random fluctuations.

City Population Trends

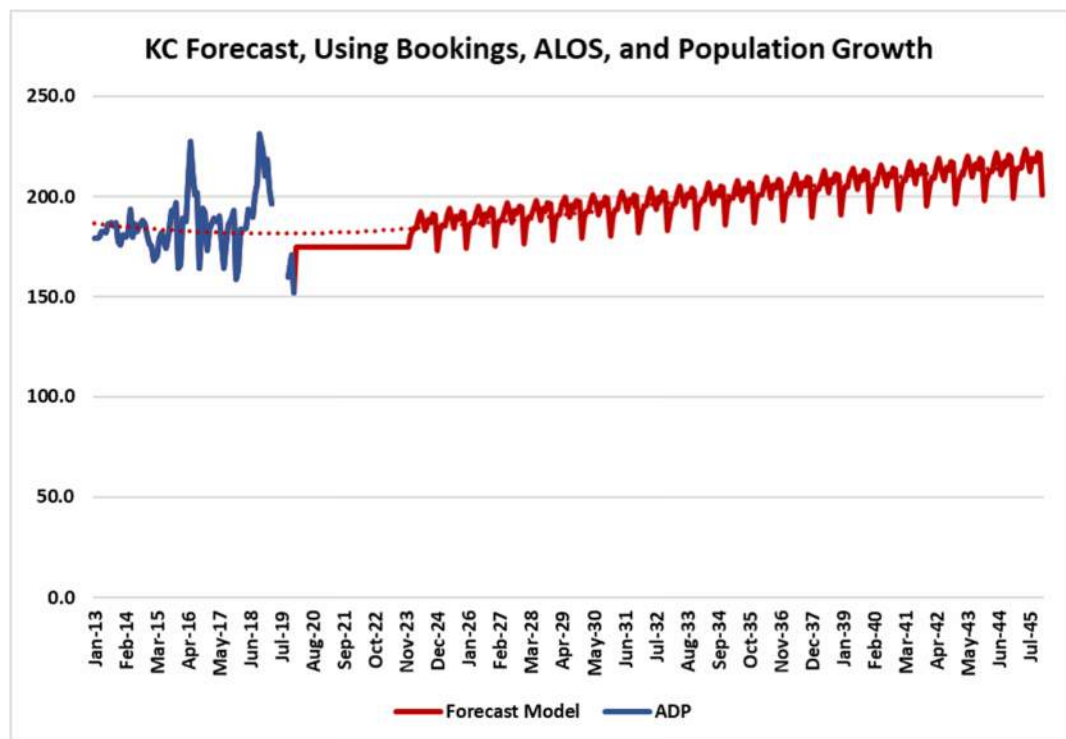
In many jurisdictions, the size of the jail's population is often significantly correlated with the number of people living in the jurisdiction. Similarly, there are scores of jails which have grown in tandem with, and as a result of, the population growth of their jurisdiction. It has been our experience that population dynamics can constitute a necessary but not sufficient predictor of correctional bed need. As such, population data were acquired from data published by the State of Missouri's Office of Administration. Given our past experiences with local facility dynamics, we analyzed the overall Kansas City Metropolitan Statistical Area (MSA). Not everyone detained in a Kansas City detention facility would necessarily have resided within the city limits, but rather the majority of people would come from somewhere within the Kansas City MSA. The overall Kansas City MSA is expected to grow 7.7% by 2030. This projected growth was broken down into months and built into our forecast models as a potential predictor variable.

Average Daily Population Forecast

Main Forecast

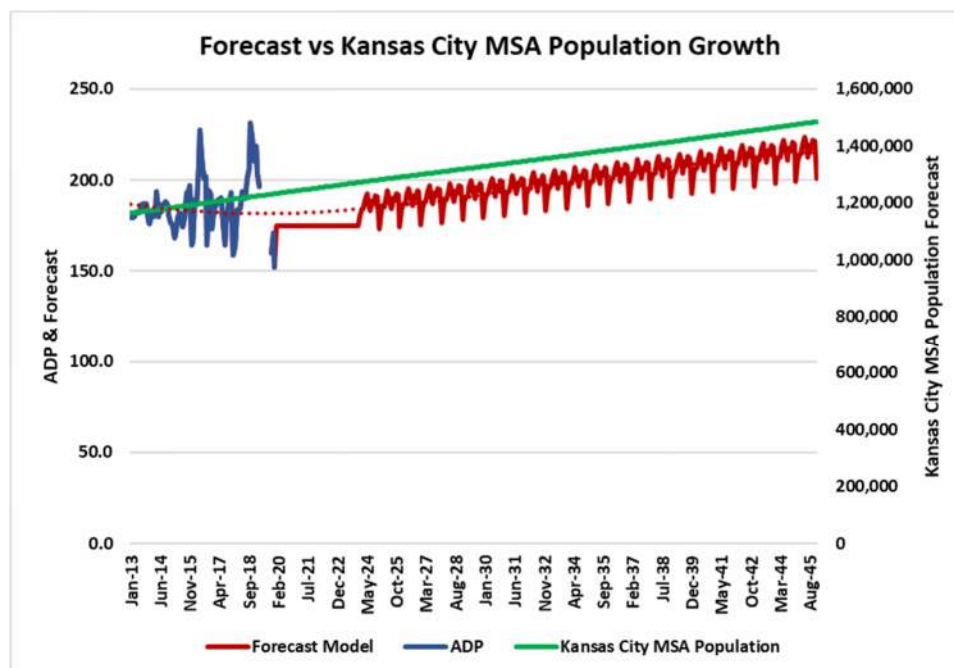
ARIMA approaches perform best when at least 50 time points of past data are available. For the present forecast, our data analysis gave us monthly data going back to 2013, or 84 months of data. Bookings, ALOS, Kansas City MSA Population, and most serious charge statistics were also employed in the model estimation phase. The ARIMA process was then used on each of those variables in turn, producing dozens of independent forecasts for each trend. The single best models of the four trends were then employed in a final ARIMA forecast where the modeled trends were themselves used as predictor variables of the future ADP for a detention center. In the end, the final model used bookings, ALOS, and the Kansas City MSA population to predict the final trend which is depicted in Figure 27.

Figure 27: Main Kansas City Detention Population Forecast



Note that in the chart above, the red line (the forecast) is held flat for the first several years (until the end of 2023) of the forecast period. This was done on purpose due to the fact that it is unknown what the immediate future holds for the custody populations analyzed in this study. The best statistical solution was to freeze the number at a constant and then begin the long-term forecast after a period of time had passed. Figure 28 presents the same forecast but also includes the Kansas City MSA population growth as a trend (green line) which closely parallels the jail growth trend line. It is easy to see that the flat bookings, detention population, and ALOS numbers over time coupled with an increase in population results in a small but sustained expected growth in the detention population over time.

Figure 28: Main Kansas City Detention Forecast, Including Kansas City MSA Trend



The main forecast provides a starting point for the determination of the jail’s future population. However, the ADP forecast needs to be increased by two factors in order to determine how many beds are actually required to operate a safe and secure facility:

1. Peaking factor - to reflect the daily and seasonal variations in jail occupancy and to accommodate the temporary closure of beds due to the need for maintenance, and,
2. Classification factor - to adjust for the requirement to separate inmates as needed based on gender, security requirements, treatment needs, etc.

For the peaking factor calculation, we took each day’s maximum population between 2013 and March 2019 and compared it to the ADP. We then took the average of the top 5% of the highest days, cut by gender (it was quite common for peak days to differ by gender). The jail’s daily population fluctuations were such that one could expect the highest population during any day to be 23% greater than the ADP for males and 16.2% for females. Based on previous experience, and lacking actual classification data, a nationally accepted classification factor of 10% appeared appropriate for the present analysis. Table 13 provides the projected jail bed needs for the next 25 years broken down by gender and includes application of the peaking and classification factors described above.

During our discussions with key stakeholders we learned that the availability of female beds was a significant concern. The feeling on the part of several subject matter experts was that, throughout time, the scarcity of female beds artificially suppressed detention of females. This echoed our own population profile analysis, which highlighted the differential ALOS between males and females. By not having enough beds available, the population of females has historically been held lower than it otherwise would have been. Thus, the bed needs presented in Table 13 reflect higher proportional gains for females than for males.

Table 13: Detention Facility Projected Bed Need Through 2044

Year	Forecast ADP	Male	Female	+ Peaking Factor (23% for Males; 16.2% for Females)	+ Classification Factor (10%)		Total Bed Need
					Total Male Bed Need	Total Female Bed Need	
2025	199.5	148.1	59.8	251.7	200.4	76.5	276.9
2030	206.3	153.5	61.9	260.7	207.6	79.1	286.7
2035	213.3	159.0	64.0	269.9	215.1	81.8	296.9
2040	220.6	164.8	66.2	279.6	222.9	84.6	307.5
2045	228.1	170.7	68.4	289.5	231.0	87.5	318.5

TASK 3: ASSESSING UTILIZATION OF ALTERNATIVE PROGRAMS & PROCESS IMPROVEMENTS

Introduction

This section of the report examines the current utilization of alternatives to incarceration in order to identify programmatic and procedural opportunities available to ensure that detention/jail¹ beds are used in the most efficient and effective means consistent with public policy and available resources. It is organized in two sections. The first section describes existing criminal justice and community-based programs and services that currently help to reduce the Kansas City detainee population by diverting them from jail. The second section describes opportunities the City may explore to help lower the projected growth of its detained population as described above in the twenty-year forecast.

City of Kansas City Judicial Processes

The 16th Judicial Circuit Court of Missouri–Kansas City Municipal Division has jurisdiction over City ordinance violation cases. The Kansas City Municipal Court (KC Municipal Court) is the largest municipal court in the state, processing more than 200,000 cases² annually that include:

- General ordinance violations (includes non-felony violent crimes)
- Traffic violations
- Animal health and public safety violations
- Building code and nuisance violations

It is the judicial processing of traffic and general ordinance violations, which carry the potential sanction of incarceration for a violation conviction, that is the focus of this section. Timeframes for processing criminal cases for in-custody defendants³ contribute to the number of beds that an agency will require for detention. The longer it takes to process criminal cases through the judicial system for those defendants who are detained pending their case's outcome, the higher the number of beds that will be required for detention. The shorter the timeframes for processing these cases, the fewer beds that will be required.

To better understand how KC Municipal Court operates, meetings with the following justice system stakeholders were conducted:

- City Prosecutor
- Drug Court Coordinator
- Kansas City Police Department
- KC Municipal Court Administrators
- Legal Aid Attorney
- Mental Health & Veterans Treatment Coordinator
- Municipal Judges (courts – general, housing, domestic violence, drug, mental health, veteran, reinstatement, truancy, animal ordinance)

¹ Detention beds are those persons arrested and charged with a crime and detained pending case adjudication; jail beds are those persons who have been convicted of a crime and sentenced to a period of incarceration.

² KC Municipal Court – About Our Court. From <https://www.kcmo.gov/city-hall/departments/municipal-court/about-municipal-court>.

³ In-custody defendant refers to a person who has been charged with a crime that carries a potential sanction that includes incarceration and who has not been released pending adjudication of his/her case.

- Population Control Manager
- Probation Manager

KC Municipal Court is particularly efficient in its case processing timeframes for in-custody defendants. Defendants who have been charged with a general ordinance violation and detained are arraigned within 24-48 hours at which time they are assigned to a legal aid attorney and provided the opportunity to resolve their case. In the event the case goes to trial, a trial is scheduled within seven days of arraignment where the case will be adjudicated. In some instances, a one-week continuance may be afforded. This means that most cases are resolved within two weeks of the defendant being charged.⁴

Problem-solving Courts

Nationally, there is a movement towards the use of specialty courts to manage cases involving persons who are arrested frequently and incarcerated and charged with crimes that have occurred secondary to being homeless and/or unemployed, and who also have a serious mental illness (SMI), serious mental illness with co-occurring substance use disorder (SMI/SUD), or substance use disorder (SUD). KC Municipal Court operates three specialty courts, also known as problem-solving courts, that address the needs of the SMI, SMI/SUD, and SUD population; specifically, they are:

- Drug Court
- Mental Health Court
- Veterans Treatment Court

Additionally, KC Municipal Court also operates a fourth problem-solving court – Domestic Violence Court.

Participation in a problem-solving court is voluntary and available upon request by the defendant or is requested by their private attorney/legal aid attorney. The defendant must meet the qualifying criteria. The KC Municipal Court does not actively solicit participation in a specialty court by a particular defendant. Processing a defendant's admission into a specialty court can take upwards of two-eight weeks; oftentimes, defendants are released from custody pending admission to a specialty court. Successful participation in these problem-solving courts will divert the defendant from having to spend time incarcerated in jail.

Drug Court⁵

Drug Court is an intensive, comprehensive, court-supervised treatment program for defendants who display signs of a chronic and severe substance use problem. The main focus of Drug Court is to help the participant improve their life and health by becoming free and clean of substance use. Participants receive a minimum of 12 months intense treatment, including 21 days of inpatient treatment. They must follow all treatment recommendations,

⁴ Megan Fuller Pfannenstiel, Court Administrator (KCMO tour notes, January 7, 2020).

⁵ KC Municipal Court – Drug Court. From <https://www.kcmo.gov/city-hall/departments/municipal-court/probation-and-problem-solving-courts/drug-court>

attend self-help meetings, submit to weekly urinalysis testing, appear before the Drug Court judge as directed, and follow any other directives from the Drug Court team.

Criteria for Drug Court

- Charged with a KC Municipal Court offense that could result in jail time (defendant will not qualify if charged with only non-jail-able offenses or minor traffic violations)
- Needs substance abuse treatment
- Substance use is the primary factor when there are co-occurring mental health issues
- Willing to participate
- Resides in the Kansas City metropolitan area
- History of prior convictions or pending charge for violent crime will be discussed on an individual basis

Indicators that Drug Court Treatment May Be Needed

- Fails urinalysis testing while on probation
- Charged with drug paraphernalia
- Theft charges for stealing alcohol or drugs
- Prostitution charges with drug paraphernalia or alcohol-related charges
- Charges stem from alcohol or drug use
- Defendant, defense attorney, or witness statements

Successful Completion

- 6 months sobriety
- Completion of treatment program
- No offenses or convictions occurring within last 180 days
- Stable living arrangement
- Attending school, volunteering, or employed

Mental Health Court⁶

The purpose of Mental Health Court is to refer and monitor appropriate therapeutic interventions for defendants who have severe and persistent mental health illnesses. Participants receive 6 to 12 months of mental health treatment. They must be realistically treatable within the mental health system and currently engaged in or willing to become engaged in outpatient mental health services. Every participant's treatment looks a little different based on their needs.

⁶ KC Municipal Court – Mental Health Court. From <https://www.kcmo.gov/city-hall/departments/municipal-court/probation-and-problem-solving-courts/mental-health-court>.

Eligibility

- Charged with a KC Municipal Court violation that carries possible jail time (minor traffic violations are not generally accepted into Mental Health Court)
- Must have a qualifying diagnosis.
- Common diagnoses include:
 - Schizophrenia
 - Bipolar Disorder
 - Depression
 - Generalized Anxiety Disorder
 - Schizoaffective Disorder
 - PTSD

Requirements

- Appear in court as directed
- No new charges
- No drugs or alcohol
- Medication compliance
- Attend all recommended mental health treatment appointments (psychiatrist, therapy, groups, substance abuse treatment, case manager, etc.)

Veteran's Treatment Court⁷

Veterans Treatment Court (Vet Court) is a joint program between KC Municipal Court and the Kansas City Veterans Administration Medical Center (VA). The two groups have partnered to offer United States military veterans the chance to take part in treatment and services through the VA instead of receiving a “standard” sentence for their case. The program is voluntary. Veterans are not required to participate in Vet Court and may choose to have their case go through the usual judicial process. KC Municipal Court makes the final decision on eligibility for Vet Court.

Veteran Court Referrals

- The individual is identified as a veteran
- At their first court appearance, the judge will refer them to specialty court screening for Vet Court
- Participants must be represented by an attorney. The court will provide an attorney for participants who cannot afford one. They may be required to fill out paperwork regarding their finances as part of this process
- If initial screening shows the participant meets the criteria, their case will be transferred from the regular court docket to Vet Court

Qualifying Factors:

- Charged with a KC Municipal Court violation that could result in jail time if found guilty

⁷ KC Municipal Court – Veteran's Treatment Court. From <https://www.kcmo.gov/city-hall/departments/municipal-court/probation-and-problem-solving-courts/veterans-treatment-court>.

- Have a substance use problem and/or mental health diagnosis that require supportive services
- Willing to participate in treatment services through the VA
- Willing to participate in the Vet Court's program that will last a minimum of 12 months

Domestic Violence Court⁸

Division 203 of the KC Municipal Court has exclusive jurisdiction over all domestic violence ordinance violations that are filed within the Kansas City limits. These cases are criminal in nature and carry a range of punishment of up to six months in jail. Division 203 (Domestic Violence Court) handles all domestic violence-categorized criminal municipal ordinance violations, including intimate partner violence, child abuse, child endangerment, violations of protective orders, stalking, and violence between family members. On average, the Division 203 handles 100 domestic violence cases per day.

Domestic Violence Court operates a Compliance Docket, which is a specialized docket established to supervise high-risk domestic-violence offenders. The Compliance Docket seeks to improve victim safety and hold offenders accountable through increased supervision and a holistic approach towards offenders' needs.

Pretrial Services

The KC Municipal Court does not operate a pretrial services program.

Deferred Prosecution

The KC Municipal Court does participate in deferred prosecution upon recommendation of the City Prosecutor. Diversion from criminal case processing is available to those charged with their first criminal offense that is nonviolent in nature. For deferred prosecution, there is a participation fee of \$300. Indigent persons may perform community service in lieu of paying the fee. Prosecution is deferred and conditional on the defendant staying out of trouble for up to six months; however, the diversion may also include conditions (e.g., no alcohol use). Upon successful completion of the deferral period, all charges are dropped.

Probation

In addition to imposing a period of incarceration as a sanction, the KC Municipal Court may impose probation as an alternative to incarceration.

Probation is a department within the KC Municipal Court. The court may impose probation in one of two ways:

- Suspended imposition of sentence (SIS)
- Suspended execution of sentence (SES)

In SIS, the judge orders that the defendant be placed on probation but does not impose a sentence that includes a jail term. At this juncture, this is not a conviction. When a person successfully completes SIS probation, the record becomes closed to the public. If probation

⁸ KC Municipal Court – Domestic Violence Court. From <https://www.kcmo.gov/home/showdocument?id=2472>.

is violated, the defendant is ‘convicted’ and the full range of punishment is available to the judge as a sanction.

In SES, the judge imposes a sentence that includes a jail term but suspends the jail term and orders a person be placed on probation. This is a conviction and remains a public record. When a person successfully completes SES probation, the person does not have to serve the suspended jail term. If probation is violated, the judge may revoke probation and commit the person for a portion of or all of the jail term imposed as part of the original sentence.

If placed on probation, a person will be subject to one of two types of supervision: court-supervised probation or supervised probation.

Court-supervised probation is an administrative form of probation whereby the probationer does not meet regularly with a probation officer; rather, they report to a probation clerk at the courthouse at designated times/intervals. A person assigned to court-supervised probation is still required to comply with court-ordered probation conditions.

Supervised probation requires the probationer to meet regularly with the probation officer as well as complying with court-ordered probation conditions. Monitoring conditions of probation may include, but are not limited to:

- Random urinalysis testing
- GPS electronic monitoring
- SCRAM⁹ alcohol monitoring

KC Municipal Court’s probation department handles upwards of 20,000 cases under court-supervised probation, and another 200-250 cases under supervised probation. Neither type of probation supervision includes field checks.

It has been reported that violations of probation, generally, do not have a meaningful consequence, as probation revocations often do not include a period of incarceration.¹⁰ While not confirmed, this may be due to a lack of available detention beds.

Community Resources

The City of Kansas City (KCMO) has many community resources that the KC Municipal Court utilizes as it endeavors to address the underlying factors contributing to a person’s criminality. In a meeting with community providers organized by the court administrator, it became readily apparent that KCMO has a robust array of community-based resources and services to meet the unmet needs of its most vulnerable citizens. Each of the problem-solving courts utilizes various community-based resources within the respective courts, resources that serve to address underlying issues that contribute to behaviors that lead to criminal activity. As with many locales, the challenge facing KCMO community providers is how to engage those unwilling to participate in treatment and services, and to provide incentives for participating in a problem-solving court.

⁹ SCRAM is an alcohol and location monitoring device.

¹⁰ KC Municipal Court – Probation Department meeting (KCMO meeting notes, January 8, 2020).

We were particularly encouraged to learn there is a citywide treatment planning meeting held monthly to discuss high utilizers of the social service and justice systems. Participants at these monthly meetings include comprehensive representation from all stakeholders.

The meeting with community providers included representatives from the following agencies who provide the services outlined below:

Agency	Services
Ad Hoc Group Against Crime	<ul style="list-style-type: none"> ▪ Employment readiness ▪ Cognitive behavioral intervention ▪ Trauma counseling
Benilde Hall	<ul style="list-style-type: none"> ▪ Substance use disorder assessment & treatment – 30-day to 1-year programs, 125 residential treatment beds (50 beds dedicated to veterans), medication assisted treatment ▪ Transitional housing – 100 male beds ▪ Permanent housing – 12 apartments (not time limited) ▪ Outpatient mental health treatment & services ▪ Medical assessment & assistance ▪ Case management
First Call	<ul style="list-style-type: none"> ▪ Substance use disorder assessment and treatment ▪ SOBER ME – 30-day intensive outpatient SUD program ▪ Wraparound services ▪ SUD crisis call line
ReDiscover	<ul style="list-style-type: none"> ▪ KC Assessment & Triage Center – behavioral health crisis triage, stabilization & community services linkage (medication, housing, treatment), 18 short-term observation beds, hospital diversion for SUD (intensive case management) ▪ THRIVE – 16 long-term stabilization beds (not time limited) ▪ Outpatient mental health treatment & services ▪ Substance use disorder treatment – outpatient & residential ▪ Operates community mental health center – includes 24-hour crisis call in line
Truman Medical Center – Behavioral Health	<ul style="list-style-type: none"> ▪ Mental health outpatient treatment & services ▪ Mental health inpatient treatment & services – 50 acute care beds (up to 96 hours); 16 geriatric psychiatric beds ▪ Substance use disorder (including SMI/SUD) outpatient treatment & services ▪ 50 acute care psych beds - part of the state MH system

Agency	Services
--------	----------

- Operates community mental health center – includes 24-hour crisis call in line

The KC Municipal Court receives a SAMSA grant for the provision of reentry and wraparound services to persons with SMI/SUD, which are delivered via contract by five KCMO-based community providers. The KC Municipal Court also utilizes the following services provided by its community partners, many of which are integral components of the respective problem-solving courts:

- Batterer’s intervention programming
- Case management
- Cognitive behavioral intervention
- Crisis stabilization
- Electronic monitoring
- Emotional fitness and GED classes
- Employment services
- Life skills classes
- Mental health evaluation, treatment, and services
- Substance use disorder evaluation, treatment, and services
- Transitional living facilities
- Victim safety services

Community providers of these services include, but are not limited to:

- Benilde Hall
- Connections to Success
- Dumas Group
- Electronic Sentencing Alternative
- First Call
- Healthy Boundaries
- Heartland Center for Behavioral Change
- Imani House
- Kansas City Veterans Administration Medical Center
- Midwest ADP
- New House
- Northland Dependency Services
- ReDiscover
- Rose Brooks Center

Recommendations for Expanding Alternatives to Incarceration

Oftentimes, recommendations surrounding justice system improvements involve expediting processes at distinct case processing phases as well as diverting individuals from incarceration. The following recommendations fall primarily into two categories:

- Enhanced judicial case processing
- Expanded community-based alternatives

These recommendations are described below for KCMO to consider as it moves forward with its deliberations regarding the development of appropriate detention/jail capacity to service the City's detention needs.

Recommendation #1: Enhance Judicial Case Processing

Generally, this recommendation addresses opportunities to decrease the length of time a defendant is detained pending adjudication of his/her criminal case. As noted earlier, KC Municipal Court processes criminal cases for in-custody defendants at an expedited rate, generally resolving cases within one to two weeks following arrest and detention. Additionally, upwards of 80% of defendants are released pending case resolution. While the current judicial processes are very efficient, it is recommended that the case processing timeframe be shortened by conducting arraignments seven days per week instead of the present six days per week.

It is also recommended that the screening time for admission to a specialty court be decreased. Expedited screening time for a specialty court should serve to minimize opportunities for new criminal activity that may now be occurring during the interim period that a defendant is in the community and admission to the program.

Recommendation #2: Expand Specialty Court Participation

It is recommended that the eligibility criteria for each of the specialty courts be critically examined and expanded where appropriate. This may provide opportunities for more defendants to access many of the services that target the underlying issues that contribute to a person's criminal behavior.

It is recommended that specialty court participation be expanded by incentivizing a defendant's participation. Further analysis should be conducted to understand the factors that contribute to a person opting for incarceration versus a specialty court and address those in a manner that incentivizes participation in a specialty court.

Recommendation #3: Expand Probation Services

It is recommended that the number of probation staff be increased, which will serve to improve the effectiveness of probation. Unlike other municipalities, KCMO is currently lacking the ability for probation staff to actively supervise probationers within the community by conducting field checks to verify compliance with probation conditions. In addition to increasing the contingent of probation staff, a continuum of graduated sanctions should be developed and made available to address probation violations. Developing a more robust probation system may offer the judiciary additional sanctioning alternatives to sentencing individuals to jail time.

Parallel with expanding probation services, it is also recommended that information management systems be configured such that violations of probation be recorded as a distinct and separate charge. This will enable the KC Municipal Court to better evaluate the effectiveness of programs that serve as an alternative to incarceration, namely probation.

Recommendation #4: Expand Deferred Prosecution

It is recommended that the eligibility criteria for deferred prosecution be critically examined and expanded where appropriate. This may provide opportunities for more defendants to avoid criminal prosecution.

It is recommended that the \$300 fee being charged to participate in the deferred prosecution program be discontinued. This might enable more participants to accept the terms established by the City's prosecuting attorney for the deferred program.

Recommendation #5: Establish Mechanisms to Track FTA Rates

It is recommended that the tracking of individuals who fail to appear (FTA) for their scheduled court appearance be improved to ensure FTAs are being properly recorded and analyze the factors that currently contribute to high FTA rates. The research team feels that the FTA rate is currently undercounted. Further analysis may include improved tracking of FTA and improved appearance rates through reminders text messages, voicemail, emails, postcard, etc.

Recommendation #6: Establish a Pretrial Services Program

While an estimated 80% of arrestees/defendants are released on a signature bond, they are released without the benefit of pretrial services, which primarily seeks to collect and analyze defendant information for use in determining risks, to make recommendations to the court concerning conditions of release, and to supervise defendants who are released from secure custody during the pretrial phase. In other words, to put into place those conditions and services that seek to ensure a defendant successfully navigates the judicial system without further alleged criminal activity and/or threat to public safety. Pretrial services programs have been in existence throughout out the United States for nearly 50 years. Initially they were designed to divert eligible individuals from incarceration and to help assure their appearance in court and remain out of jail until such time as their cases are disposed of by the judicial system.

It is therefore recommended that a formal pretrial services program be implemented in KCMO. An effective pretrial services program begins at the time of arrest whereby each newly arrested person is assessed as part of the booking process. The information collected/assembled seeks to classify the risk an arrestee presents based on his/her flight risk and threat to community safety and is used to inform the release decision – prior to and/or at the arrestee's first appearance in court.

The success of any pretrial services program is contingent upon consistent use of a validated pretrial risk assessment as well as corresponding conditions that are well developed and enforceable. As an example, defendants may be classified as low, moderate, high, or highest risk. Table 14 describes what each risk level example means as it relates to releasing a defendant pending resolution of his/her criminal case.

Table 14: Pretrial Risk Assessment Risk Levels, Example¹¹

Risk Level	Description
Low Risk	Individuals who can be released <u>with little or no supervisory conditions</u> with reasonable assurances that they will appear in court and will not threaten community safety.
Moderate Risk	Individuals who can be released <u>with conditions</u> with reasonable assurances that they will appear in court and will not threaten community safety.
High Risk	Individuals who can be released only with the <u>most stringent conditions</u> with reasonable assurances that they will appear in court and will not threaten community safety.
Highest Risk	Individuals who <u>cannot be released</u> with any reasonable assurance that they will appear in court or that they will not be a threat to community safety

For KCMO, any new pretrial services initiative must be analyzed in the context of what is happening throughout the country as well as what has historically occurred in Kansas City. Nationally, bail as part of pretrial system reform is moving away from a financial towards non-financial bail system. In KCMO, the criminal justice system adapted to circumstances during the second half of 2019. Clearly, losing access to the JCDC beds was a significant event for the detention population dynamics that were analyzed. One of the big adjustments made by the KCMO judicial system during 2019 was to more than double the frequency of non-financial releases. For that matter, non-financial releases, principally releases on recognizance (ROR) and signature releases, had been used somewhat regularly in the jurisdiction prior to 2019. Thus, the research team felt that it may be beneficial to consider the potential impact of more permanently institutionalizing the use of non-financial releases in KCMO.

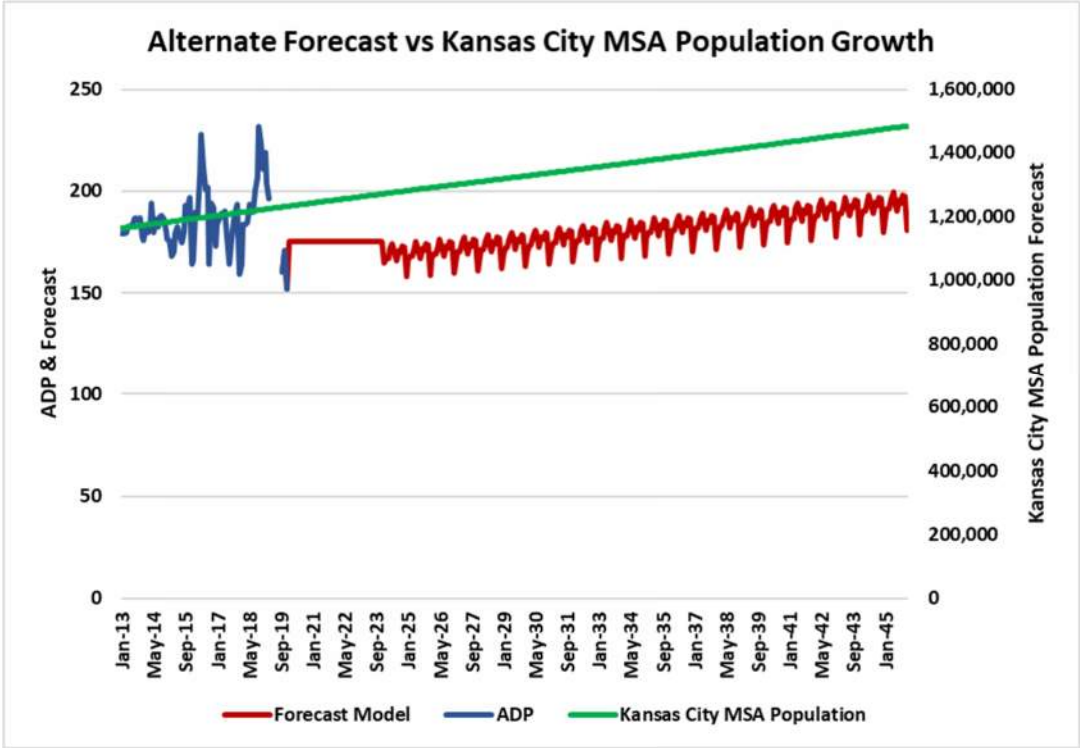
Accordingly, we developed an alternative forecast that posits the question of ‘what if’ KCMO invested in an enhanced non-financial release process such as a formal pretrial release program? The main benefits of formalizing this system compared to the current reliance on signature releases and ROR would be for pretrial screening and post-release supervision to ensure greater rates of court appearance while preventing new criminal activity.

In order to model the possibility that KCMO establishes a more formalized pretrial release process, we estimated that the current level of non-financial releases (approximately 80%) would continue into the future. Knowing that not everyone would comply with the conditions of release, we further estimated a 75% appearance rate for pretrial release defendants

¹¹ VanNostrand, M., and Rose, K. (2009). Pretrial Risk Assessment in Virginia. Report for the Virginia Department of Criminal Justice Services, Richmond.

(based on our previous experiences with other jurisdictions). These factors were applied to our main forecast model. The outcome of the new modeling procedure was a nearly 19% reduction in the number of jail beds that would be needed (318.5 to 258.5 in 2045). The shape of the forecast trend stayed the same and can be seen in Figure 29.

Figure 29: Kansas City Alternate Forecast Model



In this scenario, the new forecast alters the bed need table described earlier and is presented in Table 15 below. One can see that the projected bed needs for 2035 and 2045 are 56 beds and 61 beds lower, respectively, than the recommended forecast in Table 13 above, a reduction of approximately 19%.

Table 15: Alternate Forecast Bed Need Through 2045

Year	Forecast ADP	Males	Females	+ Peaking Factor (23% for Males; 16.2% for Females)	+ Classification Factor (10%)		Total Bed Need
					Total Male Bed Need	Total Female Bed Need	
2025	168.7	121.4	47.3	204.3	164.3	60.4	224.7
2030	174.7	125.8	48.9	211.6	170.3	62.5	232.7
2035	180.9	130.4	50.5	219.1	176.4	64.6	241.0
2040	187.4	135.1	52.3	226.9	182.8	66.8	249.6
2045	194.1	140.0	54.1	235.0	189.4	69.1	258.5

Conclusion

Key to the recommendations outlined above will be KCMO’s establishment of future detention/jail bed capacity that is available in sufficient numbers and types to make available to the court a continuum of options that will optimize its effectiveness in addressing an individual’s criminal behavior(s). Some of the recommendations described may serve to ‘widen the net’ so to speak, in that they may result in more people needing to be incarcerated. However, on the ‘flip side,’ the recommendations should serve to decrease the number of people incarcerated by minimizing the number of persons who commit violations or new crimes or are high utilizers of the system through early assessment of risk and needs and corresponding decisions informed by the assessment results. Without a dedicated jail, implementation of the following recommendations would only be minimally more effective than what occurs now.

**APPENDIX A: PROGRAMMING AND FACILITY
CONCEPT PLANNING UNDER AMMENDMENT NO. 1
SCOPE OF SERVICES**

Updated Project Program

Summary

#	Major Component	NSF	GSF	Exterior SF	
1.000	Public Lobby	3,716	4,192	0	
2.000	Facility Administration	3,526	4,408	0	
3.000	Staff Support	2,806	3,718	0	
4.000	Security Operations	2,441	3,180	0	
5.000	Intake & Release	14,528	19,875	0	
6.000	Housing	38,147	55,935	5,250	
7.000	Health Care	16,382	26,573	1,200	
8.000	Programs and Services	4,773	6,363	0	
9.000	Visitation	622	871	0	
10.000	Foodservice	3,800	4,750	0	
11.000	Laundry	1,335	1,736	0	
12.000	Warehouse/Commissary	2,951	3,489	234	
13.000	Maintenance	11,575	12,733	0	
14.000	Parking	0	0	44,000	
	SUBTOTAL	106,602	147,820	50,684	
	Building Grossing Factor (15%)		22,173		Includes mechanical/electrical closets, building skin, major circulation, and building connectors
	TOTAL		169,992		

Holding	Capacity	Non-Rated		
5.200 Intake & Release	9	9		
Intake Cells(≥5 hours up to 24 hours)	6			
Intake Safety cells	2	2		
Release Cells	3			
5.500 Transfer	10	10		
Sgl. Cells	4			
2 Group Staging Cells @ (16) capacity (3 boats on floor = 6 Beds option)	6			
7.200 Medical Infirmary - Male/Female	22	22	Classifications	
Medical - Female (2) units	6		2	
Medical - Male (2) Units	12		2	
Medical - Respiratory Isolation Cells	4			
Housing	Beds		Classifications	Rated Beds
6.100 Housing Pods - Male	26		x3 Pods	78
Reception - Sgl. & Dbl Cells	26		3	
Special MGMT (Restrictive)	4	12	3	
6.200 Split Housing Pods - Female	36		x2 Pods	72
Reception - Sgl. & Dbl Cells	8		2	
Special MGMT (Restrictive)	2	4	2	
General Population	28		2	
6.300 Housing Pods - Male 1-Level Dorms	56		x2 Pods	112
General Population	56		2	
7.300 MH Housing Pods - 3 Pod Total M/F	48		3 @ 16 Beds Each	48
Mental Health - Female Sgl./Dbl Cells	16		1	
Female MH - Safety Cells	2	2		
Mental Health - Male Sgl.Cells	32		2	
Male MH - Safety Cells	4	4		
Non-Rated Core Function Beds		65	12	310
Overflow Capacity		375	(7) M & (5) F Classifications + (4) Med & (5) Special MGMT.	Rated Capacity @ (7) PODS + MH Housing Units

1.000 Public Lobby						
No.	Component	Persons Per Area	Number of Areas	Space Standard	NSF	Notes
1.100 Public Lobby						
1.101	Weather Vestibule	4	1	160 /area	160	LEED Required walk-off mat length and architecturally appropriate scale width. ADA accessible; one set of double doors for weather insulation; extensive security glazing; includes CCTV and intercom for after-hours identification, electric door strike; card access by authorized staff; exterior bollards, planters, etc.
1.102	Public Reception Workstation	1	1	50 /area +10	60	Open counter adjacent to security screening; computer; telephone; standing height stool; door controls to administration & staff support areas; extra square footage for monitors to remotely observe video visitation screens
1.103	Public Reception Workstation - Queuing	2-4	0	0 /area	0	Standing only; square footage included in 1.100 grossing factor
1.104	Main Pedestrian Sallyport Queuing	4-6	1	300 /area	300	
1.105	Facility Administration Entrance - Secure Door	-	0	0 /area	0	See 2.000 Facility Administration - 2.101
1.106	Staff Support Entrance - Secure Door	-	0	0 /area	0	See 3.000 Staff Support - 3.101
1.107	Facility Administration Service Window - Public Side	1	1	30 /area	30	Securable sliding window to facility administration. Counter space to allow for signing documents, etc.; ADA accessible (see 2.000 Facility Administration - 2.104)
1.108	Administration Service Window - Queuing	2-3	1	0 /area	0	Standing only; square footage included in 1.100 grossing factor
1.109	Bonding Office & Cash Vault	1	3	80	240	Vault walk-in room @ 60 s.f & (3) Speak-through window to counter space to allow for signing documents, etc.; ADA accessible (see 5.000 Intake & Release - 5.323)
1.110	Bond-Out Service Counter	1-2	3	15 /area	45	Standing only; square footage included in 1.100 grossing factor
1.111	Waiting - Visitor	20	1	15 /pers	300	Seating; noncontact visit/official visit, admin appointment; sound attenuation
1.112	Public Lockers	-	1	50 /area	50	(10) Bus Depot 12"x18" lockers, each with user-defined digital lock, wall recessed.
1.113	Gun/Weapons Locker	-	0	20 /area	0	Not in public lobby
1.114	Finance Kiosk	1-2	2	20 /area	40	1 kiosk for inmate finance system; 1 ATM kiosk; electrical receptacles and data ports; ADA accessible
	Lobby	20-25	1	900	900	Jail Admin business, bonding-out and cash business records
1.115	Video Visitation Station	1-3	1	40 /area	40	Visitor side to accommodate 2 adults plus children; visual and acoustical privacy and sound attenuation; phone system (handsets); video/audio recording capability; accessible directly from the public lobby
1.116	ADA Video Visitation Station	1-3	1	60 /area	60	ADA accessible; visitor side to accommodate 2 adults plus children; visual and acoustical privacy and sound attenuation; phone system (handsets); video/audio recording capability w/ ability to turn off during attorney/official visits; accessible directly from the public lobby
1.117	Noncontact Visitation Booth Entrance - Secure Door	-	1	0 /area	0	See 9.000 Visitation - 9.301
1.118	Fire Control Room	-	1	120 /area	120	Wall-mounted fire control panels; square footage included in 1.100 grossing factor
1.119	Main D-Mark Room	1	1	150 /room	150	Fiber optics head equipment for data and servers; server racks; accessible by data vendor; 1 WS-50
1.120	Video Visitation Server Room (Vendor)	1	1	100 /room	100	Computer server room with individually zoned temperature and humidity control, server racks, static-free surface treatments; special ventilation; workstation

1.000 Public Lobby						
No.	Component	Persons Per Area	Number of Areas	Space Standard	NSF	Notes
1.121	ADA Restroom - Public	1	1	50 /room	50	Gender neutral; child changing table
1.122	Water Cooler	-	1	6 /area	6	ADA accessible; wall-mounted; amount per code
1.123	Janitor Closet	-	1	25 /room	25	Utility sink for dump/fill of buckets from central housekeeping cart, broom & limited cleaning supplies or dilution dispensers. Ventilation such that wet floor sink dries without mildewing; glazing on doors for easy viewing inside
1.100 Total Net Square Feet					2,676	
Grossing Factor					1.10	
1.100 Total Gross Square Feet					2,944	
1.200 Security Screening						
1.201	Security Screening - Queuing	10	1	36 /pers	360	Standing only; retractable belt barriers; configured to accommodate wheelchair/walker
1.201	Security O	10	1	36 /pers	360	
1.202	Security Screening	1-2	1	320 /area	320	Body Scanner 120 plus Path for wheelchair access around metal detection equipment; sized for handheld wand searches if necessary so as not to block metal detection walk/pass-through; table for personal items bypass; package x-ray; secure shelving for storage of handheld wand, etc.
1.200 Total Net Square Feet					1,040	
Grossing Factor					1.20	
1.200 Total Gross Square Feet					1,248	
1.300 Mailroom						
1.301	Mail Staging / security check/scan/sort table	1	1	100 /room	100	Incoming mail checked & sorted for jail inmates by pod. Not processed remotely by third-party vendor or by KCPD headquarters.
1.000 Total Interior Net Square Feet					3,716	
1.000 Total Interior Gross Square Feet					4,192	

2.000 Facility Administration						
No.	Component	Persons Per Area	Number of Areas	Space Standard	NSF	Notes
2.100 Administration						
2.101	Public Lobby Entrance - Secure Door	-	1	0 /area	0	Access point between administration & public lobby; electronically controlled door; square footage included in 2.100 grossing factor (see 1.000 Public Lobby - 1.105)
2.102	Staff Support Entrance - Secure Door	-	1	0 /area	0	Access point between administration & staff support; electronically controlled door; square footage included in 2.100 grossing factor (see 3.000 Staff Support - 3.102)
2.103	Visitor Reception	1-2	1	60 /area	60	Comfortable seating; end table; coat hooks/rack
2.104	Reception Workstation	1	1	50 /area	50	1 WS-50; securable service window to public lobby (see 1.000 Public Lobby - 1.107); door controls to administration area
2.105	Jail Administrator	1	1	160 /room	160	OF-160
2.105	Municipal Court Supervisor	1	1	120 /room	120	OF-120
2.105	Captain	1	1	160 /room	160	OF-160
2.105	Lt.	1	2	100 /room	200	OF-100
2.105	Corporal	1	1	100 /room	100	OF-100
2.105	Sgt.	1	3	100 /room	300	OF-100
2.105	Detention Shift Supervisor	1	5	36 /room	180	On secure Corridor at a visual hub, shared, with (5) stations
	Outside Agency Flex Stations	1	3	50	150	
	Warrants Supervisor	1	1	100	100	OF-100
	Warrants Clerk	1	3	50	150	
	Classification					see intake
2.106	Administrative Assistant	1	3	50 /area	150	WS-50
2.107	Visiting Professional/ Unassigned	1	4	50 /area	200	4 WS-50
2.108	Information Technology	-	0	0 /area	0	IT provided by KCMO Centralize
2.109	IT Computer Server/Telephone /Electronic Room	1	1	150 /room	150	Computer server room with temperature and humidity control, server and telephone racks, LAN servers; static-free surface treatments; special ventilation Fiber provider demark.
2.110	Conference Room	1	35	25 /room	875	CF-280; doubles as shift briefing and training room (see 3.000 Staff Support - 3.201)
2.111	File Storage	-	1	50 /area	50	Lateral file type filing system file storage for general administration files
2.112	Printer/Copier Work Alcove	-	1	100 /area	100	Networked printer/copier/fax/scanner; work counter (sized for processing incoming/outgoing mail for distribution; built-in shelving for forms; mail bins & mail slots; shredder; recycling bins
2.113	Office Supply Closet	-	1	40 /room	40	Secure storage; shelving; near printer/copier work alcove
2.114	Coffee Alcove@ Admin	-	1	50 /area	50	See also 3.4 for central On edge of secure perimeter - sared by all staff.
2.115	Water Cooler	-	1	6 /area	6	ADA accessible; water-bottle filler; wall-mounted; amount per code
2.116	ADA Restroom - Staff	1	3	50 /room	150	Gender neutral
2.117	Janitor Closet	-	1	25 /room	25	Utility sink for dump/fill of buckets from central housekeeping cart, broom & limited cleaning supplies or dilution dispensers. Ventilation such that wet floor sink dries without mildewing; glazing on doors for easy viewing inside
2.100 Total Net Square Feet					3,526	
Grossing Factor					1.25	
2.100 Total Gross Square Feet					4,408	
2.000 Total Interior Net Square Feet					3,526	
2.000 Total Interior Gross Square Feet					4,408	

3.000 Staff Support						
No.	Component	Persons Per Area	Number of Areas	Space Standard	NSF	Notes
3.100 Staff Entrance						
3.101	Staff Entrance - Secure Door	-	1	0 /area	0	Access point between staff support & public lobby; electronically controlled door; square footage included in 2.100 grossing factor (see 1.000 Public Lobby - 1.106)
3.102	Staff Queing & Search / Body Scan	-	1	240 /area	240	Central Control observed vestibule, Access point between staff support & administration; electronically controlled doors;
3.103	Weather Vestibule - Staff Entrance	1-5	1	75 /area	75	Exterior staff entrance leading directly into staff-only areas; ADA accessible; one set of double doors for weather insulation; card or biometric access
3.100 Total Net Square Feet					315	
Grossing Factor					1.10	
3.100 Total Gross Square Feet					347	
3.200 Shift Briefing/Training						
3.201	Shift Briefing - Shared Conf. @ Admin.	-	0	0 /room	0	Administration conference room will be utilized for shift briefing & occasional training; training will be conducted primarily at the academy (see 2.000 Facility Administration - 2.110)
3.300 Staff Lockers						
3.301	Gender Neutral Half-height Lockers - Assigned Lockers	1	100	5 /area	500	All staff are assigned a locker - VERIFY FINAL STAFFING Half-height lockers within gender neutral locker room; benches; proximal to staff entrance
3.302	Gender Neutral Changing Rooms	1	6	36 /area	216	booths with solid doors, Privacy locks
3.303	ADA Shower	1	2	50 /area	100	One designated males; one designated females; 1 ADA-accessible decontamination shower stall with drying area; located within respective locker room
3.304	Toilet/Sink Area	1-2	2	100 /area	200	One designated males; one designated females; 2 toilets (adequate door clearance from edge of water closet) & 2 sinks - includes 1 ADA toilet and sink at 50 sf; wall-mounted hair dryer; located within respective locker room
	Fitness Room	8	1	480	480	
	Calming Room	1	1	100 /room	100	Staff MH wellness incident decompress. Mural, TV, soft chairs, music
3.305	Lactation Room	1	1	80 /room	80	ADA accessible; child changing table; half-height refrigerator; comfortable seating; accessible from within the female locker room
3.306	Janitor Closet	-	1	40 /room	40	Utility sink, mop racks, broom rack, storage for limited cleaning supplies or dilution dispensers, mop buckets, ventilation such that wet mops dry without mildewing; glazing on doors for easy viewing inside; shared between locker rooms
3.300 Total Net Square Feet					1,716	
Grossing Factor					1.40	
3.300 Total Gross Square Feet					2,402	
3.400 Staff Break Room						
3.401	Staff Break Room	20	1	20 /pers +50	450	2 six-person tables/seating and 2 four-person tables/seating; refrigerator; convenience counter - microwave, sink, under-counter storage; water cooler with bottle filler; trash alcove; extra square footage for vending machine alcove
3.402	ADA Restroom - Staff	1	6	50 /room	300	Gender neutral; accessible from staff dining/break room
3.403	Janitor Closet	-	1	25 /room	25	Utility sink for dump/fill of buckets from central housekeeping cart, broom & limited cleaning supplies or dilution dispensers. Ventilation such that wet floor sink dries without mildewing; glazing on doors for easy viewing inside

3.000 Staff Support						
No.	Component	Persons Per Area	Number of Areas	Space Standard	NSF	Notes
		3.400 Total Net Square Feet			775	
		Grossing Factor			1.25	
		3.400 Total Gross Square Feet			969	
	3.000	Total Interior Net Square Feet			2,806	
	3.000	Total Interior Gross Square Feet			3,718	

4.000 Security Operations						
No.	Component	Persons Per Area	Number of Areas	Space Standard	NSF	Notes
4.100 Security Operations						
4.101	Shift Supervisor					see other
4.102	Housing Control - Visual Hub	1	3	160 /area	480	Each Located for obs. Into multiple Pods and circulation, for reduced staff after lockdown, and rover post on days
4.103	Printer/Copier Work Alcove	-	1	75 /area	75	Networked printer/copier/fax/scanner; work counters; built-in shelving for forms; secure storage for office supplies; shredder; recycling bins
4.104	Spare Radios/Batteries	-	1	20 /area	20	Secure shelving with electrical outlets
4.105	Records Storage	-	1	20 /area	20	Shelving; file cabinets; operation-related records (e.g., incident reports, shift commander reports, operations logs, etc.)
4.106	Beverage/Snack Station	-	1	20 /area	20	Counter space with storage cabinet; sink with instant hot water tap; coffeemaker; electrical outlets; trash receptacle
4.107	Water Cooler	-	1	6 /area	6	ADA accessible; wall-mounted; amount per code
4.108	ADA Restroom - Staff	1	3	50 /room	150	Gender neutral
4.109	Janitor Closet	-	1	25 /room	25	
4.100 Total Net Square Feet					796	
Grossing Factor					1.25	
4.100 Total Gross Square Feet					995	
4.200 Main Pedestrian Sallyport & Central Control						
<i>Main Pedestrian Sallyport</i>						
4.201	Main Pedestrian Sallyport	1-10	1	160 /area	160	Four interlocking secure doors providing access to/from the public lobby, the contact visitation room (see 9.000 Visitation - 9.401), the secure perimeter, and/or central control pedestrian sallyport; doors operated by electronic remote release from central control; intercom both sides of doors; camera monitored
<i>Central Control</i>					0	
4.202	Central Control Pedestrian Sallyport	1-4	1	80 /area	80	Two interlocking doors providing access to/from the main pedestrian sallyport (outer door) to/from the central control room (inner door); both doors operated by electronic remote release from central control; intercom both sides of doors
4.203	Key Watcher System	-	1	40 /area	40	Located within main pedestrian sallyport; visible from central control
4.204	Central Control Room	1-2	1	240 /room	240	Includes 2 redundant security monitoring systems/stations (1 station is ADA accessible), secure central key storage; alarm centers, intercoms, door controls, etc.; counter space for updating records/logs and personal alarm equipment, CCTV system, digital recording; wall space for shelving (fire alarm panels); spare radios & chargers; public address; talk-and-pass-through; separate HVAC system; specialized fire suppression system in central control; ergonomic design, electronic console height control; visibility into main pedestrian sallyport
4.205	Electronics Equipment Room	-	1	240 /room	240	Alarm switching equipment, power supplies, surge protectors, etc.; special ventilation; appropriate grounding; accessible directly from within central control room; doors operated by electronic remote release from central control or card or biometric means by authorized staff (only)
4.206	Beverage/Snack Station	-	1	20 /area	20	Counter space with storage cabinet; sink with instant hot water tap; coffeemaker; electrical outlets; trash receptacle
4.207	ADA Restroom - Staff	1	1	50 /room	50	Door is in SP to Central, must call for back-up to leave post. Gender neutral

4.000 Security Operations						
No.	Component	Persons Per Area	Number of Areas	Space Standard	NSF	Notes
4.208	Janitor Closet	-	1	25 /room	25	Utility sink for dump/fill of buckets from central housekeeping cart, broom & limited cleaning supplies or dilution dispensers. Ventilation such that wet floor sink dries without mildewing; glazing on doors for easy viewing inside
4.200 Total Net Square Feet					855	
Grossing Factor					1.40	
4.200 Total Gross Square Feet					1,197	
4.300 Corrections Emergency Response Team (CERT)						
4.301	CERT Muster Room	8-10	1	200 /room	200	Bench seating; wall-mounted white boards and bulletin boards; storage for facility plans; additional data lines and power receptacles
4.302	CERT Equipment Alcove	-	1	100 /area	100	Cubicles, shelving, cabinetry, and/or hooks for storing puncture-proof tactical vests, helmets, ballistic shields, PPE, OC, tasers, etc.; located within CERT muster room and adjacent to CERT uniform changing/storage/laundry area
4.303	CERT Uniform Changing/Storage	1-10	1	150 /area	150	Shelving for clean response suits by size; benches; storage hooks/cubbies; soiled laundry carts; located within CERT muster room and adjacent to CERT equipment alcove
4.304	Computer Alcove	1-2	1	100 /area	100	2 WS-50; located within CERT muster room
4.305	Staff Restroom & Shower	1	1	80 /room	80	ADA accessible; gender neutral; decontamination shower; shower head located in corner; ample drainage with sloped flooring; ventilation; eye wash station; accessible from within CERT muster room
4.300 Total Net Square Feet					630	
Grossing Factor					1.25	
4.300 Total Gross Square Feet					788	
4.400 Armory (Nonlethal)						
4.401	Armory - Nonlethal	-	1	160 /room	160	Secure room; proximal to CERT operations; storage of disabling agents (e.g., OC spray) and nonlethal explosive devices (e.g., blast strips, flash bangs); specialized ventilation; access by authorized staff via card-access or biometric means
4.400 Total Net Square Feet					160	
Grossing Factor					1.25	
4.400 Total Gross Square Feet					200	
4.500 Key/Locksmith Shop						
4.501	No Specialized Space	-	0	0 /room	0	Keys & locks will be managed and maintained by KCPD maintenance department
4.000 Total Interior Net Square Feet					2,441	
4.000 Total Interior Gross Square Feet					3,180	

5.000 Intake & Release						
No.	Component	Persons Per Area	Number of Areas	Space Standard	NSF	Notes
5.100 Vehicle Sallyport						
5.101	Vehicle Sallyport	-	1	3,584 /area	3,584	Enclosed and covered drive-through garage with (2) 12' lanes +8'walk +4' +20'diagonal parking for (6) Stalls of squad parking inside the VSP garage due to peak load timeframes =56'x64' (includes 1 drive-by lane & 1 drop-off lane) - drive-by lane to accommodate standard emergency response vehicles; drop-off lane able to accommodate 2 vehicles parallel parked (sized for two 15-passenger van); vehicle sallyport provides direct access into the separated intake and transportation pedestrian sallyports ; proper ventilation; 2 interlocking, motor driven, roll-up doors or hydraulic bi-fold doors (clearance - height/width - for a tour bus & emergency vehicles) controlled by central control; hose bib; weather protected, pole-mounted intercom/camera monitored devices situated at appropriate heights and locations to view the driver outside of the vehicle sallyport and inside the vehicle sallyport; vehicle sallyport accessible via pedestrian entrance/exit with intercom on both sides, pedestrian door operated by central control; 6 wall-mounted gun lockers each with user-defined digital lock with proximity to intake and transportation entrances; hand/eyewash station with an adjacent wall-mounted hand dryer/blower. EXTERIOR NOTE: Provide (12 parking stalls directly adjacent to the VSP garage for Transport Team, outside agencies, and KCPD short term.) Daily staff parking is separate, and separated from Public parking.
5.100 Total Net Square Feet					3,584	
Grossing Factor					1.10	
5.100 Total Gross Square Feet					3,942	
5.200 Intake & Release Processing						
<i>Intake Processing</i>						
5.201	Intake Pedestrian Sallyport	1-15	1	150 /area	150	Two interlocking secure doors providing access to/from the vehicle sallyport (outer door) to/from the intake processing area (inner door); outer door operated by electronic remote release from central control; inner door operated by electronic remote release from central control and intake, or by authorized staff via card or biometric means; intercom both sides of doors; camera monitored; bench seating
5.202	Intake Pedestrian Sallyport - Pat Search Alcove	2	1	30 /area	30	Directly accessible from within intake pedestrian sallyport; wall mounted padding; hand-held metal detector; shelf; requisite privacy; hand sink or sanitizer
5.203	Intake BODY SCAN	-	0	0 /area	0	(See 5.4 for BODY SCAN - locate (1) @intake & transfers returning to intake)
5.204	Pre-admission Health Screening	1-2	1	50 /area	50	WS-50 with side chair; requisite acoustical privacy having visibility to open waiting - arrestee area; ADA accessible; shared with medical/mental health screening
5.205	Open Waiting	20	1	24 /pers	480	Bench seating - a portion of seating has cuff bar; recording cameras; one TV; 2 telephones (1 telephone is ADA accessible); soft separation zones
5.206	Water Cooler	-	1	6 /area	6	ADA accessible; wall-mounted; amount per code
5.207	Restroom - Inmate	1	2	50 /room	100	Gender neutral; PREA-compliant privacy; illuminated "occupied" signage prompted by motion sensor; alert tone to intake processing work area; running-time timer with display above restroom - activated/deactivated upon the restroom being locked/unlocked; suicide resistant; located within an alcove to prevent casual observation while providing sufficient visibility for staff monitoring; 1 room is ADA accessible
5.208	Secure Holding Cell - Individual	1-3	1	80 /cell	80	Bench seating; stainless steel toilet/sink unit with PREA-compliant privacy partition; glazed cell front with cuff/leg-iron slot; telephone; prevent casual observation from open waiting arrestee area; visible from law enforcement processing work area; camera monitored/recorded

5.000 Intake & Release						
No.	Component	Persons Per Area	Number of Areas	Space Standard	NSF	Notes
5.209	ADA Secure Holding Cell - Individual	1-3	5	80 /cell	400	Bench seating; stainless steel toilet/sink unit with PREA-compliant privacy partition; glazed cell front with cuff/leg-iron slot; telephone; prevent casual observation from open waiting arrestee area; visible from law enforcement processing work area; camera monitored/recorded
	Safety Cells - Combatives	1	2	60	120	FFD, low raised platform - fully padded
5.210	Hand/Eyewash Station	-	1	10 /area	10	ADA accessible; adjacent wall-mounted hand dryer/blower
5.211	Arresting Officer Work Area	1	4	50 /area	200	Standing height counter space with stool with seating on arrestee side; wall-mounted shelving (form storage); computer; shared printer; telephone; degree of privacy; visibility to open waiting; 1 area is ADA accessible
5.212	Valuable Property Collection	1	1	50 /area	50	Counter space for camera - photographing of property and for signing documents; recording cameras; storage for self-sealing tamperproof property bags; 1 area is ADA accessible
5.213	Valuable Property Transaction Window - Intake Processing Side	1-2	1	30 /area	30	Securable transaction window to property storage room; one bulk property pass; counter space for signing (manually or digitally) documents; ADA accessible
5.214	Valuable Property Transaction Window - Queuing	2-3	0	0 /area	0	Square footage included in 5.200 grossing factor
5.215	Cash Deposit Kiosk	-	1	20 /area	20	Deposit of arrestees' money; requisite cabling and data outlets, and electrical receptacles
5.216	BAT Counter	2	0	40 /area	0	ADA-accessible counter; recording camera; disposable, single-use breathalyzer test kits; supply storage; trash receptacle
5.217	Interview Room	1-2 ON 1	3	80 /room	240	Interrogation table and loose chairs for up to 3 people; requisite cabling and data outlets; requisite privacy to prevent casual observation by other arrestees; camera monitored/recorded
5.218	Intake Processing Station	1	3	50 /area	150	1 WS-50 with side chair; facing open waiting; two-finger ID scanner; shared ID badge/band machine; controls to vehicle sallyport doors, and controls to intake, release, and transport inner pedestrian sallyport doors, cameras, and intercoms; telephone, etc.; acoustical privacy panels; large monitor for displaying inmates' yet-to-be completed intake processes
5.219	ADA Intake Processing Station	1	1	50 /area	50	1 WS-50 with side chair; facing open waiting; two-finger ID scanner; shared ID badge/band machine; controls to vehicle sallyport doors, and controls to intake, release, and transport inner pedestrian sallyport doors, cameras, and intercoms; telephone, etc.; acoustical privacy panels; large monitor for displaying inmates' yet-to-be completed intake processes
5.220	Records Office Service Window - Intake Processing Side	1-2	1	30 /area	30	Open work counter to population management & records office; counter space for signing documents; ADA accessible
5.221	Records Office Service Window - Queuing	2-3	1	40 /area	40	Square footage included in 5.200 grossing factor
5.222	AFIS Station (Live Scan & Photo)	2	1	50 /area	50	Requisite cabling and data outlets, and electrical receptacles; lighting and appropriate backdrop with height markers; station will ADA accessible
5.223	AFIS Workstation	1	1	50 /area	50	1 WS-50
5.224	Fingerprint Station - Manual	2	0	25 /area	0	Counter for backup ink fingerprint printing and printer; built-in storage for fingerprint cards; waterless hand cleaner and paper towel dispensers; sink and large trash receptacle; ADA accessible
5.225	ADA Mental Health Screening Station	2	1	50 /area +20	70	1 WS-50 with side chair; generous glazing into intake processing area; acoustical privacy; may be co-located with pre-admission health screening station to enable staffing efficiencies; pre-admission health screening station shared with medical/mental health screening; extra square footage for forms/office supply storage

5.000 Intake & Release						
No.	Component	Persons Per Area	Number of Areas	Space Standard	NSF	Notes
5.226	Health Care Triage/ Examination Room	1-2	1	110 /room	110	1 WS-50 with side chair; ADA accessible; visible (through glazing) from intake processing area with requisite acoustical and sight privacy; equipped with camera & video equipment for telehealth; exam table with privacy pull curtain; wall mounted or securable diagnostic equipment: sphygmomanometer, otoscope, ophthalmoscope, Snellen vision chart; scale with height measure; securable cabinets and drawers for sharps, medical supplies and limited medications, sharps container; undercounter refrigerator with small freezer; handwashing sink; wireless access to medical records and other databases; storage for emergency response bags; should be located near inmate restroom; if feasible, exam room may be shared with clinic services (see 7.000 Health Care - 7.110)
5.227	Medical Storage	-	1	40 /room	40	Shelving for limited medical supplies; emergency response bag/kit
5.228	Ice Maker & Nourishment Pantry	-	1	40 /area	40	Ice maker with nourishment pantry (under counter refrigerator) with snacks & juice for medical treatment needs; if feasible, pantry may be shared with clinic services (see 7.000 Health Care - 7.120)
5.229	ADA Initial PRE-TRIAL RISK ASSESSMENT & HOUSING CLASSIFICATION Station	1	3	50 /area +20	170	TRIAGE: IS THIS PERSON LIKELY TO RE-OFFEND, MH COURT TRQShared workstation; 1 WS-50 with side chair; acoustical privacy; proximal to intake processing work area; extra square footage for forms, files, and assessment material storage
5.230	Detention Supervisors	0	0	150 /room +60	60	See 2.105
<i>Population Management & Records</i>						
5.231	Population Management & Records Office Entrance - Secure Door	-	1	80 /area	80	Entry/exit via intake/release; square footage included in 5.200 grossing factor
5.232	Population Management & Records Office	-	1	300 /room	300	Large open room; accessible from intake/release; 2 WS-50; 2 ADA-accessible service windows - 1 open work counter to intake processing area and 1 open work counter to release processing area; spacesaver filing system for active inmate records, incident reports, shift reports, etc.; shelving for staging archived boxed inactive records; worktable; scanning equipment; printer/copier; office supply storage, shredder; recycling bins, refuse container
5.233	Population Manager	1	1	140 /room	140	OF-140; accessible from within population management & records office with table for 4.
5.234	Classification Specialist	1	2	50 /area	100	1 WS-50; located within population management & records office
5.235	City/Court Records Clerk	1	2	50 /area	100	1 WS-50; located within population management & records office
5.236	Classification Specialist	1	3	50 /area	150	1 WS-50; located within population management & records office
5.237	ADA Restroom - Population Management & Records Staff	1	1	50 /room	50	Gender neutral; accessible from within population management & records office
<i>Release Processing</i>						
5.238	Release Pedestrian Sallyport	1-2	1	100 /area	100	Two interlocking secure doors providing access to/from the release processing area (inner door) to/from the public lobby (outer door); ADA accessible; outer door operated by electronic remote release from central control; inner door operated by electronic remote release from central control and intake/release staff, and by authorized staff via card or biometric means; intercom both sides of doors; camera monitored/recorded
5.239	Pat Search Alcove	2	1	40 /area	40	Directly accessible from within release pedestrian sallyport; will be used for new inmates self-reporting to the jail; wall-mounted padding; shelf; requisite privacy; hand sink or sanitizer
5.240	Release Processing Station	1	1	50 /area	50	1 WS-50; two-finger ID scanner
5.241	ADA Release Processing Station	1	1	50 /area	50	1 WS-50; two-finger ID scanner
5.242	Records Office Service Window - Release Processing Side	1-2	1	50 /area	50	Open work counter to population management & records office; counter space for signing documents; ADA accessible

5.000 Intake & Release						
No.	Component	Persons Per Area	Number of Areas	Space Standard	NSF	Notes
5.243	Records Office Service Window - Queuing	2-3	0	0 /area	0	Square footage included in 5.200 grossing factor
5.244	Open Waiting - Release	20	1	16 /pers	320	Tandem seating with back support secured to the floor; ADA-accessible telephone; visible from release processing work areas; soft separations; proximal to release pedestrian sallyport
5.209	ADA Secure Holding Cell - Individual	1-3	3	80 /cell	240	Bench seating; stainless steel toilet/sink unit with PREA-compliant privacy partition; glazed cell front with cuff/leg-iron slot; telephone; prevent casual observation from open waiting arrestee area; visible from law enforcement processing work area; camera monitored/recorded
5.245	Finance Kiosk	-	1	40 /area	40	Return of inmate's fund balance via debit card; requisite cabling and data outlets, and electrical receptacles
5.246	Water Cooler	-	1	6 /area	6	ADA accessible; wall-mounted; amount per code
5.247	Restroom - Inmate	1	1	40 /room	40	Gender neutral; PREA-compliant privacy; illuminated "occupied" signage prompted by motion sensor; alert tone to release processing work area; running-time timer with display above restroom - activated/deactivated upon the restroom being locked/unlocked; suicide resistant
5.248	ADA Restroom - Inmate	1	1	50 /room	50	Gender neutral; PREA-compliant privacy; illuminated "occupied" signage prompted by motion sensor; alert tone to release processing work area; running-time timer with display above restroom - activated/deactivated upon the restroom being locked/unlocked; suicide resistant
<i>Ancillary Intake & Release Processing Spaces</i>						
5.249	Beverage/Snack Station & Meal Staging	-	1	75 /area	75	Counter space; sink with instant-hot water tap; microwave; half-height refrigerator; beverage station (with ice); coffeemaker; electrical outlets; storage cabinets; trash receptacle; food cart staging; easily accessible to intake & release processing areas
5.250	Printer/Copier Work Alcove	-	1	75 /area	75	Networked printer/copier/fax/scanner; work counter; built-in shelving for forms; mail slots; secure storage for office supplies; shredder; recycling bins
5.251	Office Supply Storage Closet	-	1	40 /room	40	Secure storage; shelving; near printer/copier work alcove
5.252	Restroom - Staff	1	2	50 /room	100	ADA accessible; gender neutral; located convenient to offices/workstations
5.253	ADA Restroom - Staff	1	1	50 /room	50	ADA accessible; gender neutral; located convenient to offices/workstations
5.254	Water Cooler	-	1	6 /area	6	ADA accessible; water-bottle filler; wall-mounted; amount per code
5.255	Trash Alcove	-	1	20 /area	20	Regular and recycled trash (may be built in)
5.256	Janitor Closet	-	2	25 /room	50	Utility sink for dump/fill of buckets from central housekeeping cart, broom & limited cleaning supplies or dilution dispensers. Ventilation such that wet floor sink dries without mildewing; glazing on doors for easy viewing inside
5.200 Total Net Square Feet					5,148	
Grossing Factor					1.45	
5.200 Total Gross Square Feet					7,465	
5.300 Property/Search/Shower						
<i>Valuable Property</i>						
5.301	Valuable Property Transaction Window Station	1	1	50 /area	50	1 WS-50; standing height stool; securable transaction window to intake processing area; one bulk property pass; ADA accessible; adjacent to valuable property staging in property storage room
5.302	Valuable Property Staging	-	1	80 /area	80	Camera recording/monitoring of this location; space for sealed valuable/loose property bags; located within property storage room
<i>Intake Property/Search/Shower</i>						
5.303	Intake Search/Shower -	1	1	64 /	64	Hygiene Shower (De-lousing) located in pre-booking area
5.304	Post-search Open Waiting - Intake Property/Search/Shower	6	1	10 /pers	60	Bench seating; located in post-search area

5.000 Intake & Release						
No.	Component	Persons Per Area	Number of Areas	Space Standard	NSF	Notes
5.305	ADA Restroom - Inmate	1	1	50 /area	50	Gender neutral; PREA-compliant privacy; illuminated "occupied" signage prompted by motion sensor; alert tone to property processing work area; running-time timer with display above restroom - activated/deactivated upon the restroom being locked/unlocked; suicide resistant; proximal to post-search open waiting area
5.306	Intake Property Staging	-	1	120 /area	120	Camera recording/monitoring of this location; racks for property garment bags; shrink-wrap equipment/supplies; space for sealed valuable/loose property bags; photographing of property; located within property storage room
5.307	Intake Property Transaction Window - Property Storage Room Station	1	1	50 /area	50	1 WS-50; standing height stool; securable transaction window to shower/search area; one bulk property pass; ADA accessible; located adjacent to intake property staging area in property storage room
5.308	Intake Property Transaction Window - Search/Shower Side	1	1	30 /area	30	Securable transaction window to intake property staging; counter space for signing (manually or digitally) documents; ADA accessible; located within search/shower area
5.309	Intake Property Transaction Window Search/Shower Side - Queuing	2-3	0	40 /area	0	Square footage included in 5.300 grossing factor
5.310	Search/Shower Room	1-6	1	170 /area	170	Bench seating for 4; 1 individual ADA-accessible shower/changing cubicle - shower (PREA-compliant shower curtains, suicide resistant, recessed showerhead, grab bars, slip resistant flooring) with outer drying/dressing area/clothing exchange and café style doors for privacy, floor drains in both shower and dressing areas; 2 individual changing/search cubicles each with PREA-compliant privacy screening and café style doors; all changing areas sized to accommodate authorized strip searches; hand/eyewash station with an adjacent wall-mounted hand dryer/blower; direct access to intake property transaction window
5.311	Facility-issue Clothing Storage	-	1	50 /area	50	Open shelving for storage of facility issue - clean clothing - uniforms and shower shoes, and basic hygiene pack; located within the shower/search room
5.312	Property Storage Room	1-2	1	900 /room	900	Central access point for property function; negative pressure ventilation; secure access (card-or biometric-access or electronic remote release from property room or central control); hanging system for clothing bags (450 bags); lockers; shelving; separate storage for unclaimed property; camera recorded; 1 WS-50
<i>Release Property Processing</i>						
5.313	Open Waiting - Release Property Processing	10	1	10 /pers	100	Bench seating
5.314	Release Property Staging	1	1	50 /area	50	Camera recording/monitoring of this location; racks for property garment bags and shelves for sealed valuables; issued-property bins; located within property storage room
5.315	Release Property Transaction Window - Property Storage Room Station	1	1	50 /area	50	1 WS-50; standing height stool; securable transaction window to release changing area; one bulk property pass; ADA accessible; located adjacent to release property staging area in property storage room
5.316	Release Property Transaction Window - Release Changing Side	1	1	30 /area	30	Securable transaction window to release property area; counter space for signing (manually or digitally) documents; ADA accessible; located within release changing area
5.317	Release Property Transaction Window - Queuing	2-3	1	40 /area	40	Square footage included in 5.300 grossing factor
5.318	Release Changing	1	4	80 /area	320	4 individual cubicles with PREA-compliant café style doors; 1 cubicle is ADA accessible; direct access to release property transaction window
5.319	Soiled Property Storage	-	1	40 /area	40	Laundry carts; issued-property bins; shelving for misc. returned items; located within release property staging in property storage room
<i>Transport/Personal Clothes/Property</i>						

5.000 Intake & Release						
No.	Component	Persons Per Area	Number of Areas	Space Standard	NSF	Notes
5.320	Transport/Court Personal/Clothes Property Staging	1	1	50 /area	50	Camera recording/monitoring of this location; racks for property garment bags; located within property storage room
5.321	Transport/Court Personal Clothes/Property Transaction Station - Property Storage Room	1	1	50 /area	50	1 WS-50; standing height stool; securable transaction window to transportation changing area; one bulk property pass; ADA accessible; co-located with transport property staging area in property storage room (see 5.500 Transportation - 5.511)
<i>Public Property Transactions</i>						
5.322	Court Clothes/Property Release Staging	-	1	50 /area	50	Shelving for staging incoming/outgoing property from/for members of the public; located within property room
5.323	Court Clothes/Property Release Transaction Station - Property Storage Room	-	1	80 /area	80	Secure pass- and speak-through window to public lobby - court clothes/property release; bulk property pass; counter space to allow for signing documents, etc.; ADA accessible; located within property room (see 1.000 Public Lobby - 1.109)
<i>Ancillary Property Processing Spaces</i>						
5.324	Washer/Dryer	-	1	75 /area	75	Plumbing and electrical hookups; lint filters and appropriate exhaust; located within property storage room
5.325	Printer/Copier Work Alcove	-	1	75 /area	75	Networked printer/copier/fax/scanner; work counters; built-in shelving for forms; mail slots; shredder; recycling bins; located within property storage room
5.326	Office Supply Storage	-	0	0 /room	0	Shared with 5.200 Intake/Release Processing
5.327	ADA Restroom - Staff	1	0	0 /room	0	Shared with 5.200 Intake/Release Processing
5.328	Trash Alcove	-	1	20 /area	20	Regular and recycled trash (may be built in); located within property storage room
5.329	Janitor Closet	-	1	25 /room	25	
5.300 Total Net Square Feet					2,679	
Grossing Factor					1.45	
5.300 Total Gross Square Feet					3,885	
5.400 Full Body Search						
5.401	Dirty Open Waiting - Full Body Search	6	1	10 /pers	60	Bench seating; located in pre-search area
5.402	Clean Open Waiting - Full Body Search	6	1	10 /pers	60	Bench seating; located in post-search area
5.403	Full Body Scanner/Station	1-4	1	200 /area	200	Adjoining 5.300 Property/Search/Shower & 5.500 Transportation
5.400 Total Net Square Feet					320	
Grossing Factor					1.65	
5.400 Total Gross Square Feet					528	
5.500 Transportation						
<i>Transportation Pedestrian Sallyport</i>						
5.501	Transport Pedestrian Sallyport	1-15	1	150 /area	150	Two interlocking secure doors providing access to/from the vehicle sallyport (outer door) to/from the transport staging area (inner door); outer door operated by electronic remote release from central control; inner door operated by electronic remote release from central control and transport, and by authorized staff via card or biometric means; intercom both sides of doors; camera monitored/recorded; bench seating; two-finger ID scanner
5.502	Transport Pedestrian Sallyport - Pat Search Alcove	2	1	30 /area	30	Directly accessible from within transport pedestrian sallyport; wall mounted padding; shelf; requisite privacy; hand sink or sanitizer
5.503	Transport Pedestrian Sallyport - Metal Detector	-	1	20 /area	20	Walk-through metal detector
<i>Transportation/Court Staging</i>						
5.504	Transportation Coordinator	1	1	50 /area	50	1 WS-50; elevated workstation centrally located to transportation/court staging functions; ADA accessible; controls associated with the transport pedestrian sallyport inner doors, cameras, and intercoms
5.505	Transport Equipment Storage	-	1	60 /area	60	Wall-mounted secure cabinetry; storage of restraints - handcuffs, leg irons, cuff belts, waist chains, etc.
5.506	Restraint Application	1-10	1	75 /area	75	Standing only

5.000 Intake & Release						
No.	Component	Persons Per Area	Number of Areas	Space Standard	NSF	Notes
5.507	Open Waiting - Transport	15	4	10 /pers	600	Bench seating; 4 areas arranged to provide distinct separation between transport/court groups ; soft separation between males and females; visible from transport work area
5.508	Secure Holding Cell - Individual	1-3	3	80 /cell	240	Bench seating; stainless steel toilet/sink unit with PREA-compliant privacy partition; glazed cell front with cuff/leg-iron slot; visible from transport work area; camera monitored/recorded
5.509	ADA Secure Holding Cell - Individual	1-3	1	80 /cell	80	Bench seating; stainless steel toilet/sink unit with PREA-compliant privacy partition; glazed cell front with cuff/leg-iron slot; visible from transport work area; camera monitored/recorded
5.510	ADA Secure Staging - Group Cell	16	2	240 /cell	480	Bench seating; stainless steel toilet/sink unit with PREA-compliant privacy partition; glazed cell front with cuff/leg-iron slot; visible from transport work area; camera monitored/recorded
5.511	Transport/Court Personal Clothes/Property Transaction Window - Transport Staging Side	1	1	30 /area	30	Securable sliding window; one bulk property pass through; counter space for signing (manually or digitally) documents; ADA accessible (see 5.300 Property/Search/Shower - 5.321)
5.512	Transport/Court Personal Clothes/Property Transaction Window - Queuing	2-3	1	0 /area	0	Square footage included in 5.500 grossing factor
5.513	Transport/Court Changing - Personal Clothes	1	3	50 /area	150	Cubicle with PREA-compliant café style doors; 1 cubicle is ADA accessible; proximal to personal clothes/property transaction window; sized to accommodate authorized strip searches.
5.514	Restroom - Inmate	1	2	40 /room	80	Gender neutral; PREA-compliant privacy; glazing to be viewable from open waiting - transport and/or transport work area
5.515	ADA Restroom - Inmate	1	1	50 /room	50	Gender neutral; PREA-compliant privacy; glazing to be viewable from open waiting - transport and/or transport work area
5.516	Water Cooler	-	1	6 /area	6	ADA accessible; wall-mounted; amount per code
5.517	Janitor Closet	-	1	25 /room	25	
<i>Transportation Management (Adjoining Transportation/Court Staging)</i>						
5.518	Transport Work Room	5-9	1	216 /room +40	256	6 WS-36 ; 1 WS is ADA accessible; file cabinets; observation of transport staging area; secured with card-access type locking mechanism; extra square footage for wall-mounted secure cabinetry for storage of restraints - handcuffs, leg irons, cuff belts, waist chains, etc.
5.519	Transportation Sergeant	1-2	1	120 /room	120	2 WS-50; shared office; accessible from within transport work room
5.520	Transportation Captain	1	1	100 /room	100	OF-100; accessible from within transport work room
5.521	Transportation Major	1	1	100 /room	100	OF-100; accessible from within transport work room
5.522	Printer/Copier Work Alcove	-	1	75 /area	75	Networked printer/copier/fax/scanner; work counters; built-in shelving for forms; mail slots; shredder; recycling bins; located within transport work room
5.523	Beverage/Snack Station	-	1	20 /area	20	Counter space with storage cabinet; sink with instant hot water tap; coffeemaker; electrical outlets; trash receptacle
5.524	ADA Restroom - Staff	1	0	0 /room	0	Shared with 5.200 Intake/Release Processing
5.525	Water Cooler	-	0	0 /area	0	Shared with 5.200 Intake/Release Processing
5.500 Total Net Square Feet					2,797	
Grossing Factor					1.45	
5.500 Total Gross Square Feet					4,056	
5.000 Total Interior Net Square Feet					14,528	
5.000 Total Interior Gross Square Feet					19,875	

6.000 Housing						
No.	Component	Persons Per Area	Number of Areas	Space Standard	NSF	Notes
6.100 Reception & Restrictive Housing [30 beds per pod; 1 male pod] MEZZ. POD						
<i>Main Pod - Reception [26 beds]</i>						
6.101	Male Reception & Restrictive Housing - Secure Door	-	1	0.00 /area	0	Circulation corridor & housing pod; electronically controlled door; square footage included in 6.100 grossing factor
6.102	Double Occupancy Cell	2	9	80.00 /cell	720	2 stacked bunks; stainless steel toilet/sink with PREA-compliant privacy screen, mirror, desk/writing surface, seating, clothing and personal storage/hooks; natural light; "push-to-exit" call button; suicide resistant furniture/design
6.103	ADA Double Occupancy Cell	2	1	90.00 /cell	90	2 stacked bunks (lower bunk designated ADA); stainless steel toilet/sink with PREA-compliant privacy screen, mirror, desk/writing surface, seating, clothing and personal storage/hooks; natural light; "push-to-exit" call button; suicide resistant furniture/design; proximal to shower area
6.104	Single Occupancy Cell	1	5	80.00 /cell	400	1 bunk; stainless steel toilet/sink with PREA-compliant privacy screen; mirror; desk/writing surface; seating; clothing and personal storage/hooks; natural light; "push-to-exit" call button; suicide resistant furniture/design; sized for future double occupancy
6.105	ADA Single Occupancy Cell	1	1	90.00 /cell	90	1 bunk; stainless steel toilet/sink with PREA-compliant privacy screen; mirror; desk/writing surface; seating; clothing and personal storage/hooks; natural light; "push-to-exit" call button; suicide resistant furniture/design; proximal to shower area; sized for future double occupancy
6.106	Shower/Changing	1	3	40.00 /area	120	Suicide-resistant, recessed showerhead; cubicle with outer drying/dressing area; PREA compliant shower curtains and café doors for privacy; floor drains in both shower and dressing areas
6.107	ADA Shower/Changing	1	1	50.00 /area	50	Suicide-resistant, recessed double showerhead; grab bars; slip-resistant flooring; cubicle with outer drying/dressing area; PREA compliant shower curtains and/or café doors for privacy; floor drains in both shower and dressing areas
6.108	Dayroom Restroom - Inmate	1	1	50.00 /room	50	ADA accessible; PREA-compliant privacy; glazing to be viewable from officer workstation
6.109	Dayroom/Dining/TV	32	1	35.00 /pers	1120	Centralized to cells; heavy/durable tables with seating for 26-32; sound attenuation measures; natural light; 3 telephones (includes 1 ADA-accessible phone); 1 TV area each with seating for 10-12, FM receivers; reading area; wall-mounted boxes for mail and other communications; 1 book cart serving entire housing pod; camera monitored/recorded
6.110	Food & Beverage Station	-	1	60.00 /area	60	Counter space; sink with instant-hot water tap; microwave; beverage station (with ice); electrical outlets; storage cabinets; food cart staging; built-in regular and recycled trash alcove
6.111	Water Cooler	-	1	6.00 /area	6	ADA accessible; wall-mounted; 1 located near medication distribution window; amount per code
6.112	Multifunctional Kiosk	1	3	40.00 /area	120	Video visitation - handsets and acoustical side panels as part of a carrel; 1 kiosk will be equipped for attorney video visitation with requisite audio/visual privacy; multifunctional transaction stations will also be used for commissary ordering, legal research, electronic communications; in lieu of multifunctional kiosk, tablets may be utilized - secure cabinetry containing recharging station with adequate number of receptacles (located adjacent to officer workstation)

6.000 Housing						
No.	Component	Persons Per Area	Number of Areas	Space Standard	NSF	Notes
6.113	ADA Multifunctional Kiosk	1	1	50.00 /area	50	ADA accessible; video visitation - handsets and acoustical side panels as part of a carrel; kiosk will be equipped for attorney video visitation with requisite audio/visual privacy; multifunctional transaction stations will also be used for commissary ordering, legal research, electronic communications; in lieu of multifunctional kiosk, tablets may be utilized - secure cabinetry containing recharging station with adequate number of receptacles (located adjacent to officer workstation)
6.114	Electronics Storage/ Recharging Closet	-	1	50.00 /room	50	Shelving with docking stations for storing/recharging laptops/tablets; electrical receptacles
6.115	Interview/Group Room	4-6	1	150.00 /room	150	Room interior visible from housing officer station; tables and loose chairs for up to 4-6 people; video conference capabilities (via tablet or wall mounted unit); fiber optics; requisite cabling and data outlets; secure cabinetry
6.116	Medication Distribution	-	1	0.00 /area	0	Medication distribution from medication cart inside the housing pod; square footage included in 6.100 grossing factor
6.117	Laundry Cart Staging	-	1	30.00 /area	30	Clean and soiled carts
6.118	Outdoor Exercise Yard	15-20	1	750.00 /area	750	Exterior space; direct access from housing pod; tempered heat; covered for inclement weather exercise; major muscle exercise equipment/space; 4-person tables; security fencing/mesh to prevent unauthorized persons observing and/or throwing contraband into exercise yard; glazing to maximize visibility from the housing pod
6.119	Housing Officer Workstation	1	1	60.00 /area	60	Maximum visibility into dayroom and cells, and program areas; standing-height workstation - counter space, computer, touch screen panel for doors, CCTV safety and security electronics, telephones, etc., requisite cabling and data port/line; adjustable-height chair; charging station for portable security devices; lockable cabinetry; first-aid kit; AED; daily needs storage (e.g., razors)
6.120	ADA Restroom - Staff	1	1	50.00 /room	50	Gender neutral
6.121	Supply Storage Closet	-	1	80.00 /room	80	Shelving & cabinet storage for housing pod supplies (e.g., mattresses, disinfectant, toilet paper, hygiene kits, etc.); exercise equipment/items
6.122	Janitor Closet	-	1	25.00 /room	25	
<i>Subpod #1 - Restrictive Housing [4 beds]</i>						
6.123	Restrictive Housing Subpod - Secure Door	-	1	0.00 /area	0	Main pod & subpod; electronically controlled door; square footage included in 6.100 grossing factor
6.124	Single Occupancy Cell	1	3	80.00 /cell	240	1 bunk; stainless steel toilet/sink with PREA-compliant privacy screen; mirror; desk/writing surface; seating; clothing and personal storage/hooks; natural light; "push-to-exit" call button; suicide resistant furniture/design; sized for future double occupancy
6.125	ADA Single Occupancy Cell	1	1	90.00 /cell	90	1 bunk; stainless steel toilet/sink with PREA-compliant privacy screen; mirror; desk/writing surface; seating; clothing and personal storage/hooks; natural light; "push-to-exit" call button; suicide resistant furniture/design; proximal to shower area; sized for future double occupancy

6.000 Housing						
No.	Component	Persons Per Area	Number of Areas	Space Standard	NSF	Notes
6.126	ADA Shower/Changing	1	1	50.00 /area	50	Suicide-resistant, recessed double showerhead; grab bars; slip-resistant flooring; cubicle with outer drying/dressing area; PREA compliant shower curtains and/or café doors for privacy; floor drains in both shower and dressing areas; securable door at entrance to the outer dressing area with vision panels/security screens that allow view of head/feet of inmate in shower
6.127	Subpod Dayroom / Dining / TV / Multifunctional Kiosk	8	1	300.00 /area	300	Centralized to cells; heavy/durable tables with seating for 4-8; sound attenuation measures; natural light; 1 portable ADA-accessible phone; 1 TV area with seating for 4; FM receivers; 1 portable ADA multifunctional kiosk (requisite cabling; video visitation - headsets, acoustical side panels, equipped for attorney video visitation with requisite audio/visual privacy; commissary; legal research; electronic communications); ADA-accessible water cooler; camera monitored/recorded; door leading into exercise yard
6.100 Total Net Square Feet					4001	12003
Grossing Factor					1.65	
x 3 PODS 6.100 Total Gross Square Feet					6602	19804.95
x 3 PODS 6.100 Total Exterior Gross Square Feet					750	2250
6.200 Reception, Restrictive Housing, & General Population [38 beds per pod; 1 female pod]						
<i>Main Pod - GP [28 beds]</i>						
6.201	Female Reception, Restrictive Housing, & GP - Secure Door	-	1	0.00 /area	0	Circulation corridor & housing pod; electronically controlled door; square footage included in 6.200 grossing factor
6.202	Dormitory	4	6	280.00 /area	1680	4-person cubicle (sleeping bays) SGL. LEVEL BEDS (no stacked upper bunks); mirror; desk/writing surface, seating, clothing and personal storage/hooks; natural light; suicide resistant furniture/design; low-height partition separates each cubicle
6.203	ADA Dormitory	4	1	320.00 /area	320	4-person cubicle (sleeping bays) SGL. LEVEL BEDS (no stacked upper bunks); mirror; desk/writing surface, seating, clothing and personal storage/hooks; natural light; suicide resistant furniture/design; low-height partition separates each cubicle
6.204	Shower/Changing	1	3	40.00 /area	120	Suicide-resistant, recessed showerhead; cubicle with outer drying/dressing area; PREA compliant shower curtains and café doors for privacy; floor drains in both shower and dressing areas
6.205	ADA Shower/Changing	1	1	50.00 /area	50	Suicide-resistant, recessed double showerhead; grab bars; slip-resistant flooring; cubicle with outer drying/dressing area; PREA compliant shower curtains and/or café doors for privacy; floor drains in both shower and dressing areas
6.206	Restroom - Inmate	1	2	40.00 /room	80	PREA-compliant privacy; glazing to be viewable from officer workstation
6.207	ADA Restroom - Inmate	1	1	50.00 /room	50	ADA accessible; PREA-compliant privacy; glazing to be viewable from officer workstation
6.208	Dayroom/Dining/TV	28	1	35.00 /pers	980	Centralized to cells; heavy/durable tables with seating for 28; sound attenuation measures; natural light; 3 telephones (includes 1 ADA-accessible phone); 1 TV area each with seating for 8-10, FM receivers; reading area; wall-mounted boxes for mail and other communications; 1 book cart serving entire housing pod; camera monitored/recorded

6.000 Housing						
No.	Component	Persons Per Area	Number of Areas	Space Standard	NSF	Notes
6.209	Food & Beverage Station	-	1	60.00 /area	60	Counter space; sink with instant-hot water tap; microwave; beverage station (with ice); electrical outlets; storage cabinets; food cart staging; built-in regular and recycled trash alcove
6.210	Water Cooler	-	1	6.00 /area	6	ADA accessible; wall-mounted; 1 located near medication distribution window; amount per code
6.211	Multifunctional Kiosk	1	3	40.00 /area	120	Video visitation - handsets and acoustical side panels as part of a carrel; 1 kiosk will be equipped for attorney video visitation with requisite audio/visual privacy; multifunctional transaction stations will also be used for commissary ordering, legal research, electronic communications; in lieu of multifunctional kiosk, tablets may be utilized - secure cabinetry containing recharging station with adequate number of receptacles (located adjacent to officer workstation)
6.212	ADA Multifunctional Kiosk	1	1	50.00 /area	50	ADA accessible; video visitation - handsets and acoustical side panels as part of a carrel; kiosk will be equipped for attorney video visitation with requisite audio/visual privacy; multifunctional transaction stations will also be used for commissary ordering, legal research, electronic communications; in lieu of multifunctional kiosk, tablets may be utilized - secure cabinetry containing recharging station with adequate number of receptacles (located adjacent to officer workstation)
6.213	Electronics Storage/ Recharging Closet	-	1	50.00 /room	50	Shelving with docking stations for storing/recharging laptops/tablets; electrical receptacles
6.214	Interview/Group Room	15	1	20.00 /person	300	Room interior visible from housing officer station; tables and loose chairs for up to 4-6 people; video conference capabilities (via tablet or wall mounted unit); fiber optics; requisite cabling and data outlets; secure cabinetry
6.215	Medication Distribution	-	1	0.00 /area	0	Medication distribution from medication cart inside the housing pod; square footage included in 6.200 grossing factor
6.216	Laundry Cart Staging	-	1	30.00 /area	30	Clean and soiled carts
6.217	Outdoor Exercise Yard	15-20	1	750.00 /area	750	Exterior space; direct access from housing pod; tempered heat; covered for inclement weather exercise; major muscle exercise equipment/space; 4-person tables; security fencing/mesh to prevent unauthorized persons observing and/or throwing contraband into exercise yard; glazing to maximize visibility from the housing pod
6.218	Housing Officer Workstation	1	1	60.00 /area	60	Maximum visibility into dayroom and cells, and program areas; standing-height workstation - counter space, computer, touch screen panel for doors, CCTV safety and security electronics, telephones, etc., requisite cabling and data port/line; adjustable-height chair; charging station for portable security devices; lockable cabinetry; first-aid kit; AED; daily needs storage (e.g., razors)
6.219	ADA Restroom - Staff	1	1	50.00 /room	50	Gender neutral
6.220	Supply Storage Closet	-	1	80.00 /room	80	Shelving & cabinet storage for housing pod supplies (e.g., mattresses, disinfectant, toilet paper, hygiene kits, etc.); exercise equipment/items
6.221	Janitor Closet	-	2	25.00 /room	50	
Subpod #1 - Reception [8 beds]						

6.000 Housing						
No.	Component	Persons Per Area	Number of Areas	Space Standard	NSF	Notes
6.222	Reception Subpod - Secure Door	-	1	0.00 /area	0	Main pod & subpod #1; electronically controlled door; square footage included in 6.200 grossing factor
6.223	Double Occupancy Cell	2	2	80.00 /cell	160	2 stacked bunks; stainless steel toilet/sink with PREA-compliant privacy screen, mirror, desk/writing surface, seating, clothing and personal storage/hooks; natural light; "push-to-exit" call button; suicide resistant furniture/design
6.224	ADA Double Occupancy Cell	2	1	90.00 /cell	90	2 stacked bunks (lower bunk designated ADA); stainless steel toilet/sink with PREA-compliant privacy screen, mirror, desk/writing surface, seating, clothing and personal storage/hooks; natural light; "push-to-exit" call button; suicide resistant furniture/design; proximal to shower area
6.225	Single Occupancy Cell	1	1	80.00 /cell	80	1 bunk; stainless steel toilet/sink with PREA-compliant privacy screen; mirror; desk/writing surface; seating; clothing and personal storage/hooks; natural light; "push-to-exit" call button; suicide resistant furniture/design; sized for future double occupancy
6.226	ADA Single Occupancy Cell	1	1	90.00 /cell	90	1 bunk; stainless steel toilet/sink with PREA-compliant privacy screen; mirror; desk/writing surface; seating; clothing and personal storage/hooks; natural light; "push-to-exit" call button; suicide resistant furniture/design; proximal to shower area; sized for future double occupancy - lower bunk designated ADA
6.227	Shower/Changing	1	1	40.00 /area	40	Suicide-resistant, recessed showerhead; cubicle with outer drying/dressing area; PREA compliant shower curtains and café doors for privacy; floor drains in both shower and dressing areas
6.228	ADA Shower/Changing	1	1	50.00 /area	50	Suicide-resistant, recessed double showerhead; grab bars; slip-resistant flooring; cubicle with outer drying/dressing area; PREA compliant shower curtains and/or café doors for privacy; floor drains in both shower and dressing areas
6.229	Subpod Dayroom / Dining / TV / Multifunctional Kiosk	10	1	35.00 /pers	350	Centralized to cells; heavy/durable tables with seating for 8-10; sound attenuation measures; natural light; 1 portable ADA-accessible phone; 1 TV area with seating for 6; FM receivers; 1 portable ADA multifunctional kiosk (requisite cabling; video visitation - headsets, acoustical side panels, equipped for attorney video visitation with requisite audio/visual privacy; commissary; legal research; electronic communications); ADA-accessible water cooler; camera monitored/recorded
<i>Subpod #2 - Restrictive Housing [2 beds]</i>						
6.230	Restrictive Housing Subpod - Secure Door	-	1	0.00 /area	0	Main pod & subpod #2; electronically controlled door; square footage included in 6.200 grossing factor
6.231	Single Occupancy Cell	1	1	80.00 /cell	80	1 bunk; stainless steel toilet/sink with PREA-compliant privacy screen; mirror; desk/writing surface; seating; clothing and personal storage/hooks; natural light; "push-to-exit" call button; suicide resistant furniture/design; sized for future double occupancy
6.232	ADA Single Occupancy Cell	1	1	90.00 /cell	90	1 bunk; stainless steel toilet/sink with PREA-compliant privacy screen; mirror; desk/writing surface; seating; clothing and personal storage/hooks; natural light; "push-to-exit" call button; suicide resistant furniture/design; proximal to shower area; sized for future double occupancy - lower bunk designated ADA

6.000 Housing						
No.	Component	Persons Per Area	Number of Areas	Space Standard	NSF	Notes
6.233	ADA Shower/Changing	1	1	50.00 /area	50	Suicide-resistant, recessed double showerhead; grab bars; slip-resistant flooring; cubicle with outer drying/dressing area; PREA compliant shower curtains and/or café doors for privacy; floor drains in both shower and dressing areas; securable door at entrance to the outer dressing area with vision panels/security screens that allow view of head/feet of inmate in shower
6.234	Subpod Dayroom / Dining / TV / Multifunctional Kiosk	4	1	35.00 /pers	140	Centralized to cells; heavy/durable tables with seating for 2-4; sound attenuation measures; natural light; 1 portable ADA-accessible phone; 1 TV area with seating for 4; FM receivers; 1 portable ADA multifunctional kiosk (requisite cabling; video visitation - headsets, acoustical side panels, equipped for attorney video visitation with requisite audio/visual privacy; commissary; legal research; electronic communications); ADA-accessible water cooler; camera monitored/recorded; door leading into exercise yard
6.200 Total Net Square Feet					5356	10712
Grossing Factor					1.50	
x 2 PODS 6.200 Total Gross Square Feet					8034	16068
x 2 PODS 6.200 Total Exterior Gross Square Feet					750	1500
6.300 General Population 1-Level Dorm [56 beds per pod; 1 male pod]						
6.301	General Population - Secure Door	-	1	0.00 /area	0	Circulation corridor & housing pod; electronically controlled door; square footage included in 6.200 grossing factor
6.302	Dormitory Sleeping Bays	4	12	280.00 /area	3360	4-person cubicle (sleeping bays) SGL. LEVEL BEDS (no stacked upper bunks); mirror; desk/writing surface, seating, clothing and personal storage/hooks; natural light; suicide resistant furniture/design; low-height partition separates each cubicle
6.303	ADA Dormitory Sleeping Bays	4	2	320.00 /area	640	4-person cubicle (sleeping bays) SGL. LEVEL BEDS (no stacked upper bunks); mirror; desk/writing surface, seating, clothing and personal storage/hooks; natural light; suicide resistant furniture/design; low-height partition separates each cubicle
6.304	Restroom - Group	1-7	1	280.00 /room	280	Detention grade: 7 toilets with PREA-compliant privacy partitions; 7 sinks; 7 mirrors; 1 toilet /sink is ADA accessible; glazing to be viewable from officer station
6.305	Shower/Changing	1	6	40.00 /area	240	Suicide-resistant, recessed showerhead; cubicle with outer drying/dressing area; PREA compliant shower curtains and café doors for privacy; floor drains in both shower and dressing areas
6.306	ADA Shower/Changing	1	1	50.00 /area	50	Suicide-resistant, recessed double showerhead; grab bars; slip-resistant flooring; cubicle with outer drying/dressing area; PREA compliant shower curtains and/or café doors for privacy; floor drains in both shower and dressing areas; securable door at entrance to the outer dressing area with vision panels/security screens that allow view of head/feet of inmate in shower
6.307	Dayroom/Dining/TV	56	1	35.00 /pers	1960	Centralized to cells; heavy/durable tables with seating for 56; sound attenuation measures; natural light; 5 telephones (includes 1 ADA-accessible phone); 1 TV area each with seating for 15-20, FM receivers; reading area; book cart; wall-mounted boxes for mail and other communications; camera monitored/recorded

6.000 Housing						
No.	Component	Persons Per Area	Number of Areas	Space Standard	NSF	Notes
6.308	Food & Beverage Station	-	1	60.00 /area	60	Counter space; sink with instant-hot water tap; microwave; beverage station (with ice); electrical outlets; storage cabinets; food cart staging; built-in regular and recycled trash alcove
6.309	Water Cooler	-	1	6.00 /area	6	ADA accessible; wall-mounted; 1 located near medication distribution window; amount per code
6.310	Multifunctional Kiosk	1	6	40.00 /area	240	Video visitation - handsets and acoustical side panels as part of a carrel; 1 kiosk will be equipped for attorney video visitation with requisite audio/visual privacy; multifunctional transaction stations will also be used for commissary ordering, legal research, electronic communications; in lieu of multifunctional kiosk, tablets may be utilized - secure cabinetry containing recharging station with adequate number of receptacles (located adjacent to officer workstation)
6.311	ADA Multifunctional Kiosk	1	1	50.00 /area	50	Video visitation - handsets and acoustical side panels as part of a carrel; kiosk will be equipped for attorney video visitation with requisite audio/visual privacy; multifunctional transaction stations will also be used for commissary ordering, legal research, electronic communications
6.312	Electronics Storage/ Recharging Closet	-	1	50.00 /room	50	Shelving with docking stations for storing/recharging laptops/tablets; electrical receptacles
6.313	Interview/Group Room	15	1	20.00 /pers +50	350	Room interior visible from housing officer station; tables and loose chairs for up to 10-15 people; video conference capabilities (via tablet or wall-mounted unit); fiber optics; requisite cabling and data outlets; extra square footage for storage closet or cabinets
6.314	Calming Room	1	2	80.00 /room	160	Walls and floor fitted with fire resistive and non-toxic rubberized product; flushing floor drain, camera monitored/recorded; not intended for long-term use
6.315	Medication Distribution Room	-	1	0.00 /area	0	Medication distribution from medication cart inside the housing pod; square footage included in 6.300 grossing factor
6.316	Laundry Cart Staging	-	1	30.00 /area	30	Clean and soiled carts
6.317	Outdoor Exercise Yard	25-30	1	750.00 /area	750	Exterior space; direct access from housing pod; tempered heat; covered for inclement weather exercise; major muscle exercise equipment/space; 4-person tables; security fencing/mesh to prevent unauthorized persons observing and/or throwing contraband into exercise yard; glazing to maximize visibility from the housing pod
6.318	Housing Officer Workstation	1	1	60.00 /area	60	Maximum visibility into dayroom and cells, and program areas; standing-height workstation - counter space, computer, touch screen panel for doors, CCTV safety and security electronics, telephones, etc., requisite cabling and data port/line; adjustable-height chair; charging station for portable security devices; lockable cabinetry; first-aid kit; AED; daily needs storage (e.g., razors)
6.319	ADA Restroom - Staff	1	1	50.00 /room	50	Gender neutral
6.320	Supply Storage Closet	-	1	80.00 /room	80	Shelving & cabinet storage for housing pod supplies (e.g., mattresses, disinfectant, toilet paper, hygiene kits, etc.); exercise equipment/items
6.321	Janitor Closet	-	2	25.00 /room	50	
6.300 Total Net Square Feet					7716	15432
Grossing Factor					1.30	
6.300 Total Gross Square Feet					10031	20061.6
6.300 Total Exterior Gross Square Feet					750	1500
	x 2 PODS					
	x 2 PODS					

6.000 Housing						
No.	Component	Persons Per Area	Number of Areas	Space Standard	NSF	Notes
		6.000		<i>Total Interior Net Square Feet</i>	17073	38147
7 PODS		6.000		<i>Total Interior Gross Square Feet</i>	24666	55934.55
7 PODS		6.000		<i>Total Exterior Gross Square Feet</i>	2250	5250

7.000 Health Care						
No.	Component	Persons Per Area	Number of Areas	Space Standard	NSF	Notes
7.100 Health Care Administration & Clinic Services						
<i>Health Care Administration</i>						
7.101	Health Care Administration Entrance - Secure Door	-	1	80 /area	80	Circulation corridor (in lieu of, access could be from clinic services) & health care administration; electronically controlled door; square footage included in 7.100 grossing factor
7.102	Medical/Mental Health Workstations	5	1	320 /room	320	5 WS-64
7.102	Medical/Mental Health Office	1	3	160 /room	480	0F-160 Director, Medical dr., Psych.
7.103	Medical Records Storage	-	1	100 /area	100	File cabinets, records primarily electronic, records storage in the cloud
<i>Clinic Services</i>						
7.104	Clinic Services Entrance - Secure Door	-	1	80 /area	80	Circulation corridor & clinic services; electronically controlled door; square footage included in 7.100 grossing factor
7.105	Open Waiting - Clinic	10	1	10 /pers	100	Open waiting seating; TV for health care education programs
7.106	Secure Waiting	1-2	2	70 /room	140	Bench seating; TV for health care education programs; generous glazing; visible from officer workstation
7.107	ADA Restroom - Inmate	1	1	50 /room	50	Gender neutral; PREA-compliant privacy; illuminated "occupied" signage prompted by motion sensor; alert tone to officer workstation; running time timer with display above restroom - activated/deactivated upon the restroom being locked/unlocked; suicide resistant
7.108	Clinic Officer Workstation	1	1	50 /area	50	1 WS-50; adjacent to waiting area with full visibility to exam rooms
7.109	Reception and Nursing Station	1	2	50 /area	100	1 WS-50; requisite records confidentiality; charting area with sound attenuation that allows requisite privacy for staff consultation; central hub of the clinic
7.110	Examination Room - General	2-3	1	110 /room	110	Telemedicine equipped with camera, video equipment; lockable cabinets, privacy screens, exam table, and sink; wall mounted otoscope, ophthalmoscope, and sphygmomanometer; work station for records review/charting, stool, phone, computer, work counter, "sharps" container, undercounter refrigerator, data ports/lines; emergency generator back-up for all electrical; designed for multiple use: gyn/ob, portable x-ray; ceiling mounted lighting; eyewash station; if feasible, exam room may be shared with intake processing (see 5.000 Intake & Release -5.226)
7.111	Examination Room - General (w/ Phlebotomy)	2-3	1	110 /room +50	160	Telemedicine equipped with camera, video equipment; lockable cabinets, privacy screens, exam table, and sink; wall mounted otoscope, ophthalmoscope, and sphygmomanometer; work station for records review/charting, stool, phone, computer, work counter, "sharps" container, undercounter refrigerator, data ports/lines; emergency generator back-up for all electrical; designed for multiple use: gyn/ob, portable x-ray. ceiling mounted lighting; eyewash station; locked specimen storage - refrigerator/freezer; extra square footage for phlebotomy and other specimen collection with pass-through from inmate restroom, and UA specimen processing
7.112	ADA Restroom - Inmate	1	1	50 /room	50	Gender neutral; has requisite observation capacity while maintaining privacy for UA specimen collection, and pass through to examination room w/ phlebotomy
7.113	Interview Room	2-4	1	150 /room	150	Table and loose chairs for up to 4 people; requisite cabling and data outlets; wired for telemedicine; requisite privacy to prevent casual observation by other inmates; glazing with visibility from clinic circulation area; may also be used by visiting professionals for telepsych
7.114	Medication Storage	1-2	1	150 /room	150	Secure storage of medications, double-locked narcotics cabinet, room for 1 medication cart, 1 WS-50 (med orders/check-in meds) with work counter, sink, refrigerator w/freezer
7.115	Records Storage	-	1	30 /area	30	File cabinets
7.116	Medical Supply Room	-	1	80 /room	80	Adjustable shelving, some with bins for medical supplies. Secure storage for controlled medical supplies (e.g., needles)
7.117	Durable Medical Equipment Storage	-	1	80 /room	80	Shelving, floor space for wheelchairs, one gurney, crutches, canes,
7.118	Clean Utility	-	1	40 /room	40	Adjustable shelves for linens, gowns, towels, daily use paper supplies
7.119	Dirty Utility	-	1	40 /room	40	Counter with handwashing sink and mopper sink, adjustable shelves, bins, temporary secured biohazard container
7.120	Ice Maker & Nourishment Pantry	-	1	40 /area	40	Ice maker with nourishment pantry (under counter refrigerator) with snacks & juice for medical treatment needs; if feasible, pantry may be shared with intake processing (see 5.200 Intake & Release Processing - 5.228)
<i>Shared Ancillary Spaces - Health Care Administration & Clinic Services</i>						
7.121	Printer/Copier Alcove	-	1	75 /area	75	networked printer/copier/scanner, work counters, built-in shelving for forms, mail slots, shredder, counter space with storage cabinet, sink with instant hot water tap, coffee maker, electrical outlets, trash receptacle
7.122	Beverage/Snack Station	-	1	20 /area	20	
7.123	ADA Restroom - Staff	1	1	50 /room	50	ADA accessible; gender neutral
7.124	ADA Shower/Changing	1	1	60 /room	60	ADA accessible; decontamination shower with adjacent anteroom with shelving for towels, clean scrubs
7.125	Water Cooler	-	1	6 /area	6	ADA accessible; water-bottle filler; wall-mounted; amount per code
7.126	Janitor Closet	-	1	25 /room	25	
7.100 Total Net Square Feet					1831	
Grossing Factor					1.40	
7.100 Total Gross Square Feet					2563	
7.200 Medical Housing 22 Beds [Skilled Nursing: 6 M / 3 F + Detox Wards: 6 M / 3 F + 4 ISO.]						
<i>Medical Housing Operations</i>						
7.201	Medical Housing Entrance - Secure Door	-	2	0 /area	0	2 doors - 1 connecting circulation corridor & medical housing and 1 connecting clinic services & medical housing; electronically controlled door; square footage included in 7.200 grossing factor
7.202	Nurse Workstation	2	2	65 /area	130	Maximum visibility into all areas; charting area; standing-height workstation - counter space, computer, adjustable-height stool, telephone; requisite cabling and data port/lines; secure file storage; secure medication storage with Pyxis; charting area; ability to monitor telemetry and nurse call; small hand sink

7.000 Health Care						
No.	Component	Persons Per Area	Number of Areas	Space Standard	NSF	Notes
7.203	Housing Officer Workstation	1	1	60 /area	60	Maximum visibility into all areas; standing-height workstation - counter space, computer, touch screen panel for doors, CCTV safety and security electronics, telephones, etc., requisite cabling and data port/line; adjustable-height chair; charging station for portable security devices; lockable cabinetry; first-aid kit; AED; daily needs storage (e.g., razors)
7.204	Food & Beverage Station	-	1	60 /area	60	Counter space; sink with instant-hot water tap; microwave; beverage station (with ice); electrical outlets; storage cabinets; food cart staging; built-in regular and recycled trash alcove
7.205	Group Room - Drug Court Classroom	6-8	1	200 /room	200	Room interior visible from housing officer station; modular table and loose chairs for up to 6-8 people; whiteboard; telemetry/video conference capabilities (via tablet or wall mounted unit); fiber optics; requisite cabling and data outlets; secure cabinetry
7.206	Electronics Storage/ Recharging Closet	-	1	50 /room	50	Shelving with docking stations for storing/recharging laptops/tablets; electrical receptacles
7.207	Medication Distribution	-	1	0 /room	0	Medication distribution from medication cart inside the housing pod/bed side; square footage included in 7.200 grossing factor
7.208	Medical Supply Room	-	1	80 /room	80	Adjustable shelving, some with bins for medical supplies. Secure storage for controlled medical supplies (e.g., needles)
7.209	Durable Medical Equipment Storage	-	1	80 /room	80	Shelving, floor space for wheelchairs, one gurney, crutches, canes,
7.210	Clean Utility	-	1	80 /room	80	Adjustable shelves for linens, gowns, uniforms, towels, daily use paper supplies; readily accessible to both skilled nursing and detoxification housing
7.211	Soiled Utility	-	1	80 /room	80	Counter with handwashing sink, hopper sink, adjustable shelves, bins; temporary secured biohazard storage; readily accessible to both skilled nursing and detoxification housing
7.212	Fresh Air Court / Outdoor Rec.	12	2	600 /area	1200	Exterior space; secure seating; hand rails, grab bars; tempered heat; covered for inclement weather exercise; major muscle exercise equipment/space; security fencing/mesh to prevent unauthorized persons observing and/or throwing contraband into exercise yard; glazing to maximize visibility from the officer workstation; shared with mental health housing (see 7.300 Mental Health Housing - 7.310); direct access from both medical housing and mental health housing; scheduled utilization based on population
7.213	ADA Restroom - Staff	1	1	50 /room	50	Gender neutral
7.214	Water Cooler	-	1	6 /area	6	ADA accessible; wall-mounted; amount per code
7.215	Supply Storage closet	-	1	80 /room	80	Shelving & cabinet storage for housing pod supplies (e.g., mattresses, disinfectant, toilet paper, hygiene kits, etc.); exercise equipment/items
7.216	Janitor Closet	-	1	40 /room	40	Utility sink, mop racks, broom rack, storage for limited cleaning supplies or dilution dispensers, mop buckets, ventilation such that wet mops dry without mildewing; glazing on doors for easy viewing inside
Male Medical Zone [12 beds]						
7.217	Male Medical Zone	-	1	0 /area	0	Fully glazed wall visible from officer workstation; electronically controlled door; square footage included in 7.200 grossing factor
7.218	ADA Double Occupancy Room - Skilled Nursing	2	2	250 /room	500	2 hospital beds, each with IV capability; desk, chair, sink and under bed wardrobe storage, nurse call, TV, data port/lines, telemetry, at least 4 electrical outlets per bed; emergency generator back-up for all electrical
7.219	ADA Single Occupancy Room - Skilled Nursing	1	2	160 /room	320	Hospital bed, IV capability; desk, chair, sink and under bed wardrobe storage, nurse call in room and bathroom; TV, data port/lines, telemetry, at least 4 electrical outlets per bed; emergency generator back-up for all electrical
7.220	Dormitory - Medical Detoxification	6	1	90 /pers	540	6 bunks (not stacked; low-to-the-floor) with full visibility from nurse/officer station; clothing and personal storage cubbies
7.221	Shower/Changing	1	1	40 /area	40	Suicide-resistant, recessed showerhead; grab bars; cubicle with outer drying/dressing area; PREA-compliant shower curtains and café doors for privacy; floor drains in both shower and dressing areas
7.222	ADA Shower/Changing	1	1	60 /area	60	Ability to wheel-in wheelchair, double shower head, hand-held adjustable-height spray, grab bars, seat, PREA-compliant privacy panel, outer drying/dressing area
7.223	Restroom - Inmate	1	1	50 /room	50	Illuminated "occupied" signage prompted by motion sensor; alert tone to officer workstation; running-time timer with display above restroom - activated/deactivated upon the restroom being locked/unlocked; suicide resistant, nurse/officer call button
7.224	ADA Restroom - Inmate	1	3	50 /room	150	Illuminated "occupied" signage prompted by motion sensor; alert tone to officer workstation; running-time timer with display above restroom - activated/deactivated upon the restroom being locked/unlocked; suicide resistant, nurse/officer call button
7.225	Dayroom/Dining/TV	12	1	35 /pers	420	Heavy/durable tables with seating for 12 of which 2 spaces have wheelchair access; sound attenuation measures; natural light; 1 ADA-accessible phone; 1 TV area with seating for 4, FM receivers; suicide-resistant hand rails and grab bars
7.226	Water Cooler	-	1	6 /area	6	ADA accessible; wall-mounted; amount per code
7.227	ADA Multifunctional Kiosk Alcove	1	2	50 /area	100	2 kiosks/tablets-1 portable if kiosks; video visitation - handsets and acoustical side panels as part of a carrel; kiosk will be available for attorney video visitation and shall have requisite audio/visual privacy; multifunctional transaction stations will also be used for commissary ordering, legal research, electronic communications
Female Medical Zone [6 beds]						
7.228	Female Medical Zone	-	1	0 /area	0	Fully glazed wall visible from officer workstation; electronically controlled door; square footage included in 7.200 grossing factor
7.229	ADA Single Occupancy Room - Skilled Nursing	1	3	160 /room	480	Hospital bed, IV capability; desk, chair, sink and under bed wardrobe storage, nurse call in room and bathroom; TV, data port/lines, telemetry, at least 4 electrical outlets per bed; emergency generator back-up for all electrical
7.230	Dormitory - Medical Detoxification	3	1	120 /pers	360	3 bunks (not stacked; low-to-the-floor) with full visibility from nurse/officer station; clothing and personal storage cubbies
7.231	ADA Shower/Changing	1	1	60 /area	60	Ability to wheel-in wheelchair, double shower head, hand-held adjustable-height spray, grab bars, seat, PREA-compliant privacy panel, outer drying/dressing area

7.000 Health Care						
No.	Component	Persons Per Area	Number of Areas	Space Standard	NSF	Notes
7.232	Restroom - Inmate	1	1	50 /room	50	Illuminated "occupied" signage prompted by motion sensor; alert tone to officer workstation; running-time timer with display above restroom - activated/deactivated upon the restroom being locked/unlocked; suicide resistant, nurse/officer call button
7.233	ADA Restroom - Inmate	1	1	50 /room	50	Illuminated "occupied" signage prompted by motion sensor; alert tone to officer workstation; running-time timer with display above restroom - activated/deactivated upon the restroom being locked/unlocked; suicide resistant, nurse/officer call button
7.234	Dayroom/Dining/TV	6	1	35 /pers	210	Heavy/durable tables with seating for 6 of which 2 spaces have wheelchair access; sound attenuation measures; natural light; 1 ADA-accessible phone; 1 TV area with seating for 4, FM receivers; suicide-resistant hand rails and grab bars
7.235	Water Cooler	-	1	6 /area	6	ADA accessible; wall-mounted; amount per code
7.236	ADA Multifunctional Kiosk Alcove	1	1	50 /area	50	Kiosk/Tablet - portable if kiosk; video visitation - handsets and acoustical side panels as part of a carrel; kiosk will be equipped for attorney video visitation with requisite audio/visual privacy; multifunctional transaction station will also be used for commissary ordering, legal research, electronic communications
Gender-neutral Respiratory Isolation: 4 Cells						
7.237	ADA Respiratory Isolation Room - Gender Neutral	1	4	200 /room	800	1 hospital bed, IV capability; desk, chair and under bed/wardrobe storage. ADA toilet/water closet/shower, vented doors, appropriate glazing, outer drying/dressing area; half height café doors, nurse call in room and bathroom; negative pressure; TV, data port/lines, telemetry, at least 4 electrical outlets serving the bed; emergency generator back-up for all electrical
7.238	Respiratory Isolation Anteroom	-	4	80 /room	320	Include storage for gowns, booties, caps, gloves and masks with space for a disposal receptacle; sink
7.200 Total Net Square Feet					5568	
Grossing Factor					1.65	
7.200 Total Gross Square Feet					9187	
7.200 Total Exterior Gross Square Feet					1200	
7.300 Mental Health Housing [32 male beds & 16 female beds]						
Mental Health Housing Operations						
7.301	Mental Health Housing Entrance - Secure Door	-	1	0 /area	0	Circulation corridor & mental health housing; electronically controlled door; square footage included in 7.300 grossing factor
7.302	Nurse Workstation	1	1	60 /area	60	Maximum visibility into all areas; charting area, standing-height workstation - counter space, computer, adjustable-height stool, telephone, etc.; requisite cabling and data port/lines
7.303	Housing Officer Workstation	1	1	60 /area	60	Maximum visibility into all areas; standing-height workstation - counter space, computer, adjustable-height chair; touch screen panel for doors, CCTV safety and security electronics, telephones, etc., requisite cabling and data port/line; charging station for portable security devices; lockable cabinetry; first-aid kit; AED; daily needs storage (e.g., razors)
7.304	Mental Health Clinician Office	1	1	100 /room	100	OF-100
7.305	Electronics Storage/Recharging Closet	-	1	50 /room	50	Shelving with docking stations for storing/recharging laptops/tablets; electrical receptacles
7.306	Interview/Group Room	2-4	2	150 /room	300	Room interior visible from housing officer station; modular table and loose chairs for up to 2-4 people; whiteboard; telemetry/video conference capabilities (via tablet or wall mounted unit); fiber optics; requisite cabling and data outlets; secure cabinetry
7.307	Medication Distribution	-	1	0 /area	0	Medication distribution from medication cart inside the housing pod/cell side; square footage included in 7.300 grossing factor
7.308	Food & Beverage Station	-	1	60 /area	60	Counter space; sink with instant-hot water tap; microwave; beverage station (with ice); electrical outlets; storage cabinets; food cart staging; built-in regular and recycled trash alcove
7.309	Laundry Cart Staging	-	1	30 /area	30	Clean and soiled carts
7.310	Fresh Air Court	-	0	0 /area	0	Shared with medical housing (see 7.200 Medical Housing - 7.212); direct access from mental health housing; scheduled utilization based on population
7.311	ADA Restroom - Staff	1	1	50 /room	50	Gender neutral
7.312	Water Cooler	-	1	6 /area	6	ADA accessible; wall-mounted; amount per code
7.313	Supply Storage closet	-	1	80 /room	80	Shelving & cabinet storage for housing pod supplies (e.g., mattresses, disinfectant, toilet paper, hygiene kits, etc.)
7.314	Janitor Closet	-	1	25 /room	25	
Male Mental Health Zone [32 beds]						
7.315	Male Mental Health Zone Entrance	-	1	0 /area	0	Accessible from mental health housing operations; fully glazed wall w/ secure door visible from officer workstation; electronically controlled door; square footage included in 7.300 grossing factor
7.316	Single Occupancy Cell	1	28	80 /cell	2240	1 low modular bed secured to the floor; shelf; fixed desk; fixed stool; stainless steel combination toilet/lav (requisite privacy); swinging solid door with vision panel; suicide resistant furniture/design; camera monitored; natural light; no mezzanine
7.317	ADA Single Occupancy Cell	1	4	90 /room	360	1 low modular bed secured to the floor; shelf; fixed desk; fixed stool; stainless steel combination toilet/lav (requisite privacy); swinging solid door with vision panel; suicide resistant furniture/design; grab bars; camera monitored; natural light; proximal to shower; no mezzanine
7.318	ADA Shower/Changing	1	4	50 /area	200	Suicide-resistant, recessed double showerhead; grab bars; slip-resistant flooring; cubicle with outer drying/dressing area; PREA compliant shower curtains and/or café doors for privacy; floor drains in both shower and dressing areas; securable door at entrance to the outer dressing area with vision panels/security screens that allow view of head/feet of inmate in shower
7.319	Safety Cell	1	4	120 /room	480	1 low modular bed can be used as restraint bed, if necessary; bed positioned providing 4-sided access; walls and floor fitted with fire resistive and non-toxic rubberized product; flushing floor drain; camera monitored

7.000 Health Care						
No.	Component	Persons Per Area	Number of Areas	Space Standard	NSF	Notes
7.320	Incentive Room	1	1	80 /room	80	Seating for 1; access to music and/or reading material; earned for good behavior.(NEED FOR STAFF).
7.321	Outdoor Exercise Yard	8	1	450 /area	450	Exterior space; direct access from housing pod; tempered heat; covered for inclement weather exercise; major muscle exercise space; security mesh to prevent unauthorized persons observing and/or throwing contraband into exercise yard; glazing to maximize visibility from the housing pod
7.322	(2) Dayrooms, 16 cell each	32	2	35 /pers	1120	Seating for up to 3; heavy/mixed tables; large weighted formed chairs; sound attenuation measures; 1 TV area with seating for 3 & ceiling mounted television located to minimize noise; 1 portable security telephone (ADA accessible)
7.323	ADA Multifunctional Kiosk	1	4	50 /area	200	Kiosk/Tablet - portable if kiosk; video visitation - handsets and acoustical side panels as part of a carrel; kiosk will be equipped for attorney video visitation with requisite audio/visual privacy; multifunctional transaction station will also be used for commissary ordering, legal research, electronic communications
7.324	Water Cooler	-	1	6 /area	6	ADA accessible; wall-mounted; amount per code
Female Mental Health Zone [16 beds]						
7.325	Female Mental Health Zone Entrance	-	1	0 /area	0	Accessible from mental health housing operations; fully glazed wall w/ secure door visible from officer workstation; electronically controlled door; square footage included in 7.300 grossing factor
7.326	ADA Single Occupancy Cell	1	8	90 /cell	720	1 low modular bed secured to the floor; shelf; fixed desk; fixed stool; stainless steel combination toilet/lav (requisite privacy); swinging solid door with vision panel; suicide resistant furniture/design; camera monitored; natural light; no mezzanine
7.327	ADA Double Occupancy Cell	1	4	180 /room	720	2 low modular bed secured to the floor; shelf; fixed desk; fixed stool; stainless steel combination toilet/lav (requisite privacy); swinging solid door with vision panel; suicide resistant furniture/design; grab bars; camera monitored; natural light; proximal to shower; no mezzanine
7.328	ADA Shower/Changing	1	2	50 /area	100	Suicide-resistant, recessed double showerhead; grab bars; slip-resistant flooring; cubicle with outer drying/dressing area; PREA compliant shower curtains and/or café doors for privacy; floor drains in both shower and dressing areas; securable door at entrance to the outer dressing area with vision panels/security screens that allow view of head/feet of inmate in shower
7.329	Safety Cell	1	2	120 /room	240	1 low modular bed can be used as restraint bed, if necessary, bed positioned providing 4-sided access, walls and floor fitted with fire resistive and non-toxic rubberized product; flushing floor drain; camera monitored
7.330	Incentive Room	1	1	80 /room	80	Seating for 1; access to music and/or reading material; earned for good behavior
7.331	Outdoor Exercise Yard	8	1	450.00 /area	450	Exterior space; direct access from housing pod; tempered heat; covered for inclement weather exercise; major muscle exercise space; security mesh to prevent unauthorized persons observing and/or throwing contraband into exercise yard; glazing to maximize visibility from the housing pod
7.332	Dayroom/TV	16	16	35 /area	560	Seating for up to 16; heavy/mixed tables; large weighted formed chairs; sound attenuation measures; 1 TV area with seating for 2 & ceiling mounted television located to minimize noise; 1 portable security telephone (ADA accessible)
7.333	ADA Multifunctional Kiosk	1	3	50 /area	150	Kiosk/Tablet - portable if kiosk; video visitation - handsets and acoustical side panels as part of a carrel; kiosk will be equipped for attorney video visitation with requisite audio/visual privacy; multifunctional transaction station will also be used for commissary ordering, legal research, electronic communications
7.334	Water Cooler	-	1	6 /area	6	ADA accessible; wall-mounted; amount per code
7.300 Total Net Square Feet					8983	
Grossing Factor					1.65	
7.300 Total Gross Square Feet					14822	
7.000	Total Interior Net Square Feet				16382	
7.000	Total Interior Gross Square Feet				26573	
7.000	Total Exterior Gross Square Feet				1200	

8.000 Programs and Services						
No.	Component	Persons Per Area	Number of Areas	Space Standard	NSF	Notes
8.100 Programs Administration						
8.101	Programs Coordinator	1	1	160 /room	160	OF-160
	Program Sgt.	2	2	100 /area +30	230	2 WS-50 workstations clustered together in a single location/room; extra square footage for program schedules, bulletin board; sign-in sheets; teamwork table for 4
8.102	Program Volunteers	3	3	50 /area +60	210	3 WS-50 workstations clustered together in a single location/room; extra square footage for program schedules, bulletin board; sign-in sheets; counter space for making notes
8.103	Records Storage	-	1	50 /area	50	File cabinets
8.104	Printer/Copier Work Alcove	-	1	75 /area	75	Networked printer/copier/fax/scanner; work counter; built-in shelving for forms; mail slots; secure storage for office supplies; shredder; recycling bins; shared with central programs & services (see 8.200 Central Programs and Services - 8.213)
8.105	Beverage/Snack Station	-	1	20 /area	20	Counter space with storage cabinet; sink with instant hot water tap; coffeemaker; electrical outlets; trash receptacle
8.106	Water Cooler	-	1	6 /area	6	ADA accessible; water-bottle filler; wall-mounted; amount per code
8.107	ADA Restroom - Staff	1	1	50 /room	50	Gender neutral
8.108	Janitor Closet	-	0	0 /room	0	Shared with central programs and services (see 8.200 Central Programs and Services - 8.217)
8.100 Total Net Square Feet					801	
Grossing Factor					1.25	
8.100 Total Gross Square Feet					1,001	
8.200 Central Programs and Services						
8.201	Seating - Inmate	10	2	10 /pers	200	Two zones: bench seating; alcove proximal to program areas with good visibility from officer workstation
8.202	Program Security Officer Workstation	1	1	50 /area	50	1 WS-50; control panel for doors; visibility into the area maximized
8.203	Multipurpose Room/ Classroom	20	4	25 /pers +75	2,075	Teacher station, narrow 2-person learning tables (collapsible), sturdy molded plastic chairs, white board, smart TV/board; cabled for video learning; fiber optics; internet or intranet web-based capabilities; CCTV capabilities; Wi-Fi enabled; glazing with visibility from central programs circulation area; wireless printers; extra square footage for storage closet or cabinets - AV & religious articles
8.204	Multipurpose/Counseling Room	6-8	4	200 /room	800	Tables & loose chairs for up to 6-8 people; video conference capabilities (via tablet or wall mounted unit); fiber optics; requisite cabling and data outlets; secure cabinetry; glazing with visibility from central programs circulation area
8.205	Recreational Library Workroom	1	1	120 /room	120	WS-50; temporary book storage; counter space for marking books; space for book carts
8.206	Legal Library	-	0	0 /area	0	Legal research conducted using kiosks located within housing pods; legal research document(s) electronically forwarded to programs administration for printing
8.207	Outdoor Exercise Yard	-	0	0 /area	0	Recreation yards accessible directly from respective housing pods (see 6.000 Housing and 7.000 Health Care)
8.208	Commissary	-	0	0 /area	0	Contracted service; (see 11.000 Warehouse/Commissary - 12.205)

8.000 Programs and Services						
No.	Component	Persons Per Area	Number of Areas	Space Standard	NSF	Notes
8.209	Hair Care Room	2	1	100 /room	100	Haircutting chair; hair washing sink; tempered glass mirror; secure cabinetry; extra electrical outlets
<i>Video Arraignment</i>						
8.210	Seating - Inmate	10	2	10 /pers	200	Two zones: bench seating; alcove proximal to program areas with good visibility from officer workstation
8.211	Video Arraignment Officer Workstation	-	1	50 /area	50	1 WS-50; visibility into the area maximized
8.212	ADA Video Arraignment Booth	1	4	64 /room	256	Video screen and equipment; requisite audio privacy; secure telephone to courts; requisite fiber optic cabling and transmission lines, and data outlets for video-conferencing - ceiling-mounted high resolution cameras; two-way communication; wall-mounted video screen; glazing with visibility from video arraignment officer workstation
<i>Ancillary Central Programs & Services Support Spaces</i>						
8.213	Printer/Copier Work Alcove	-	0	0 /area	0	Shared with programs administration (see 8.100 Programs Administration -8.104)
8.214	Restroom - Inmate	1	1	40 /room	40	Gender neutral; PREA-compliant privacy; illuminated "occupied" signage prompted by motion sensor; alert tone to central programs security workstation; running time timer with display above restroom - activated/deactivated upon the restroom being locked/unlocked; suicide resistant
8.215	ADA Restroom - Inmate	1	1	50 /room	50	Gender neutral; PREA-compliant privacy; illuminated "occupied" signage prompted by motion sensor; alert tone to central programs security workstation; running time timer with display above restroom - activated/deactivated upon the restroom being locked/unlocked; suicide resistant
8.216	Water Cooler	-	1	6 /area	6	ADA accessible; wall-mounted; amount per code
8.217	Janitor Closet	-	1	25 /room	25	
8.200 Total Net Square Feet					3,972	
Grossing Factor					1.35	
8.200 Total Gross Square Feet					5,362	
8.000 Total Interior Net Square Feet					4,773	
8.000 Total Interior Gross Square Feet					6,363	

9.000 Visitation						
No.	Component	Persons Per Area	Number of Areas	Space Standard	NSF	Notes
9.100 Visitor Reception						
9.101	No Specialized Space	-	0	0 /area	0	See 1.000 Public Lobby - 1.102
9.200 Video Visitation						
9.201	No Specialized Space	-	0	0 /area	0	See 1.000 Public Lobby - 1.115 & 1.116
9.300 Noncontact Visitation						
9.301	ADA Noncontact Visit Booth	1-2	6	72 /room	432	ADA accessible; visitor side to accommodate 2 adults plus children and is accessible from public lobby (see 1.000 Public Lobby - 1.117); acoustical privacy; free talking through micro-holes integrated into security frames; security glazing; lockable paper-pass; video/audio recording capability
9.300 Total Net Square Feet					432	
Grossing Factor					1.40	
9.300 Total Gross Square Feet					605	
9.400 Contact Visitation						
9.401	Secure Contact Entry/Exit - Visitor Side	-	1	0 area	0	Access door from within main pedestrian sallyport (see 4.000 Security Operations - 4.201); square footage included in 9.400 grossing factor
9.402	Secure Contact Entry/Exit - Inmate Side	1-2	1	0 area	0	Bridges secure facility and contact visitation area; secure entry/exit door on facility side; square footage included in 9.400 grossing factor
9.403	Search Cubicle	2	1	40 /area	40	Low wall or privacy partition
9.404	Contact Visitation - Group	4-6	1	150 /room	150	ADA compliant; table and loose chairs for 4-6; telephone; requisite cabling and data outlets; no video/audio recording capability; glazing with visibility from public lobby officer station; camera monitored/recorded
9.400 Total Net Square Feet					190	
Grossing Factor					1.40	
9.400 Total Gross Square Feet					266	
9.000 Total Interior Net Square Feet					622	
9.000 Total Interior Gross Square Feet					871	

10.000 Foodservice						
No.	Component	Persons Per Area	Number of Areas	Space Standard	NSF	Notes
10.100 Foodservice						
<i>Meal Staging</i>						
10.101	Walk-In Coolers & Freezers	-	4	160 /area	640	Commercial grade; equipped with shelving
10.102	Dry Food Storage	-	1	400 /area	400	Commercial-grade shelving
10.103	Office, Smallware Supply, Kosher Prep Self-Contained Room, Kosher Sep. Storage, Secure Storage, Inmate Break Area	-	6	120 /area	720	Cabinetry; shelving; assorted kitchen utensils; disposable dinnerware;
10.104	Food Prep areas - to detail	-	2	500 /area	1,000	Stainless steel worktable for finalizing meal distribution
10.105	Food Cart Staging	-	9	15 /area	135	9 carts; electrical outlets
<i>Foodservice Sanitation</i>						
10.106	Sanitation	-	1	200 /area	200	3-compartment sink, with integral scrap collector
10.107	Dish Machine	-	1	200 /area	200	Tray washer with dryer; soiled food tray table; clean tray tables
10.108	Soiled Food Cart Staging	1	10	20 /area	200	10 carts
10.108	Toilet Rooms - Inmate & Staff Separate	1	2	60 /area	120	
10.109	Trash Alcove	-	2	50 /area	100	Regular and recycled trash
10.110	Chemical storage	-	1	60 /room	60	Secure storage; shelving, additional required ventilation
10.111	Janitor's Closet	-	1	25 /room	25	
10.100 Total Net Square Feet					3,800	
Grossing Factor					1.25	
10.100 Total Gross Square Feet					4,750	
10.000 Total Interior Net Square Feet					3,800	
10.000 Total Interior Gross Square Feet					4,750	

12.000 Warehouse/Commissary						
No.	Component	Persons Per Area	Number of Areas	Space Standard	NSF	Notes
12.100 Service Yard/loading Dock						
12.101	Truck Loading/Receiving Dock	-	1	384 /area	384	Sized for commercial box truck access; 2 bays for delivery trucks and 1 bay for access to the compactor; ramp; dock leveler; weather protection; rolling door(s); secure man-door leading to staging area with card/biometric access for authorized staff and enunciator/redundant controls in central control
12.102	Delivery Staging Sallyport	-	1	400 /room	400	Directly between loading dock and warehouse; two secure interlocking doors; outer door (loading dock) operated by electronic remote release by central control, inner door (warehouse - see 12.201) operated by electronic remote release by central control and/or warehouse staff/officer or authorized staff via card or biometric means; exterior pedestrian door operated by central control; tables for sorting and inspecting deliveries; temperature & humidity control; space to store used pallets; designated staging for commissary
12.103	Trash Staging	-	1	125 /area	125	For holding trash prior to transfer to dumpster; ventilated directly to exterior
12.104	Dumpster/Trash Compactor	-	1	(150) /area	(150)	Adjacent to the loading dock; hose bib
12.100 Total Net Square Feet					525	
Grossing Factor					1.10	
12.100 Total Gross Square Feet					578	
12.100 Total Exterior Gross Square Feet					234	
12.200 Warehouse						
12.201	Delivery Staging Entrance - Secure Door	-	1	160 /area	160	Access point between warehouse & delivery staging; electronically controlled door; square footage included in 12.200 grossing factor (see 12.100 Service Yard/Loading Dock - 12.102)
12.202	Facility Secure Perimeter Entrance - Secure Door	1	1	240 /area	240	Access point between warehouse & facility's secure perimeter; electronically controlled door; square footage included in 12.200 grossing factor
12.203	Warehouse Security Manager Workstation	1	1	50 /area	50	1 WS-50; centrally located
12.204	Central Storage	-	1	1,000 /area	1,000	30-day general facility storage for bulk items; subdivided into separate storage areas by chain link fence; separate storage for cleaning supplies
12.205	Commissary	-	1	300 /area	300	Contracted service; commissary orders staged for distribution within delivery staging (see 12.100 Service Yard/Loading Dock - 12.102)
12.206	Quartermaster	1-3	1	300 /room	300	Detention Ops & Staff Uniforms. 1 WS-50; worktable; shelving and cabinets for storage of utility equipment, e.g., handcuffs, radios, mace, pepper foam, etc.; shelving for staging uniform items/accessories for distribution; changing cubicle
12.207	ADA Restroom - Staff	1	1	50 /room	50	Gender neutral
12.208	Water Cooler	-	1	6 /area	6	ADA accessible; wall-mounted; amount per code
12.209	Central Housekeeping	-	1	320 /room	320	Cart system on Main Central Corridor (8) = 96 s.f plus Touchscreen on wall to log cleaning. Central stock, KCMO will have ability to clear inmate workers. Utility sinks, mop racks, broom rack, storage for all cleaning supplies or dilution dispensers, mop buckets, ventilation such that wet mops dry without mildewing; glazing on doors for easy viewing inside
12.200 Total Net Square Feet					2,426	
Grossing Factor					1.20	
12.200 Total Gross Square Feet					2,911	
12.000 Total Interior Net Square Feet					2,951	

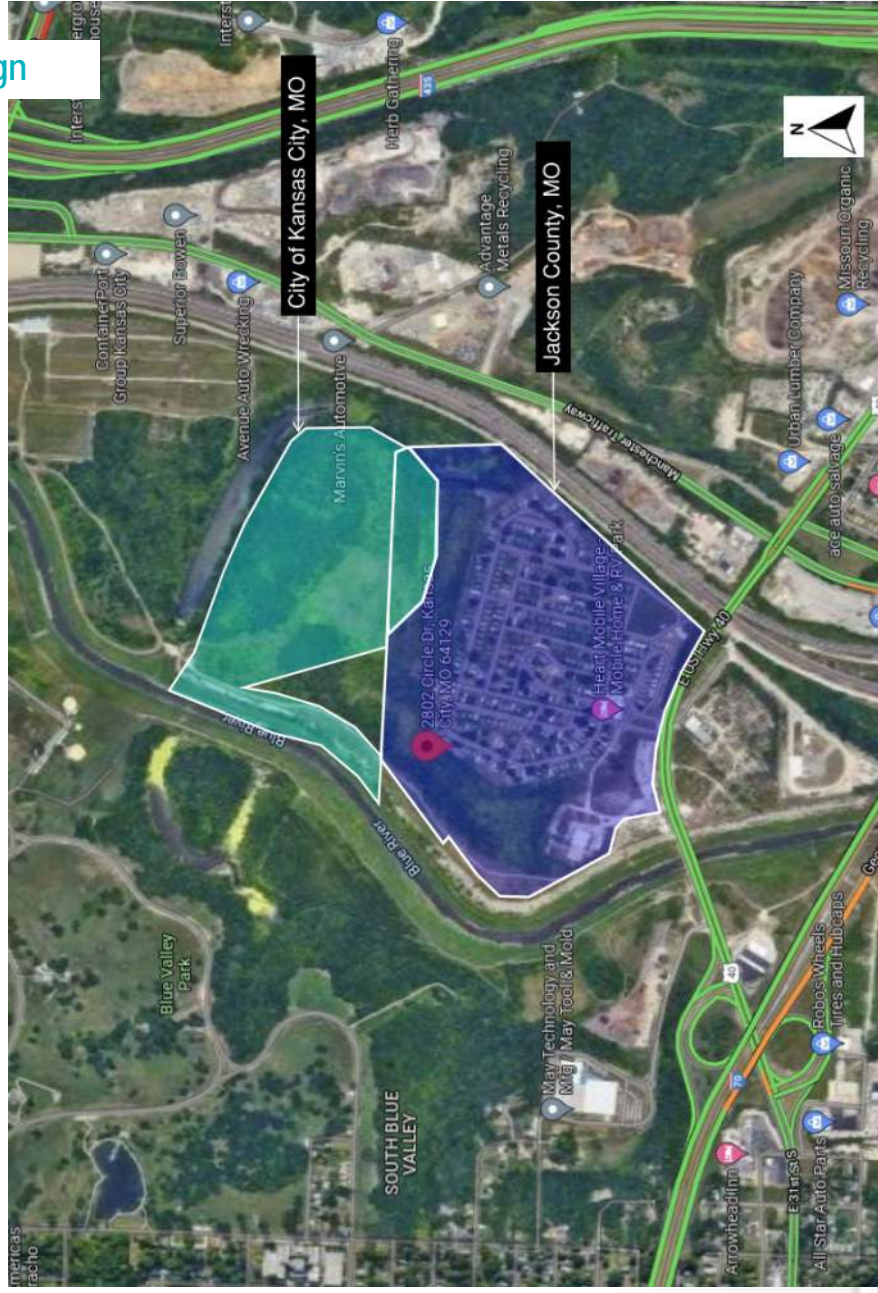
12.000 Warehouse/Commissary						
No.	Component	Persons Per Area	Number of Areas	Space Standard	NSF	Notes
		12.000	Total Interior Gross Square Feet		3,489	
		12.000	Total Exterior Gross Square Feet		234	

**APPENDIX A: PROGRAMMING AND FACILITY
CONCEPT PLANNING UNDER AMMENDMENT NO. 1
SCOPE OF SERVICES**

SITE LOCATION | PRELIMINARY CONCEPT

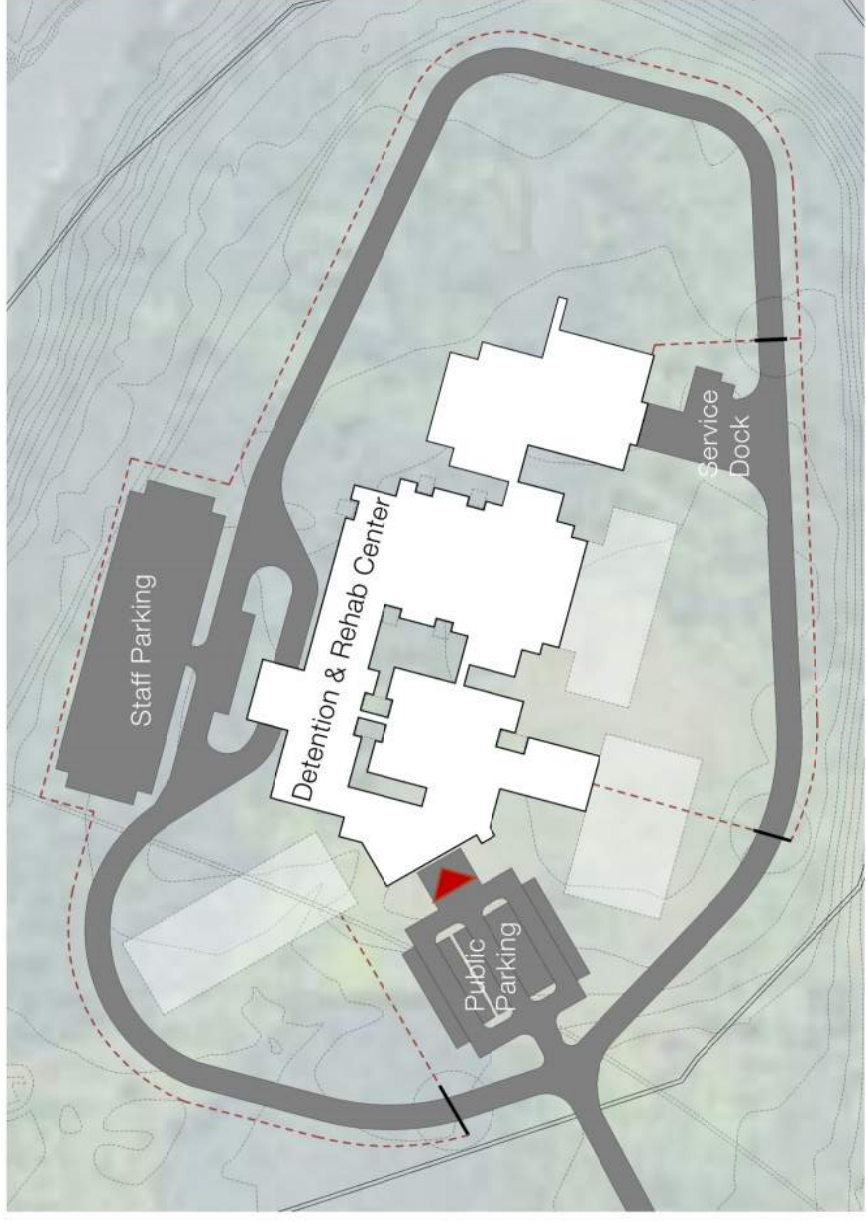
Heart of America Airport Site

- High-Level Stats:
- City-owned property
 - Regional airport as previous use
 - On the east side of the City and South of US Highway 40
 - 49 acres
 - Preliminary meetings with KCMO Planning and Development
 - Site B

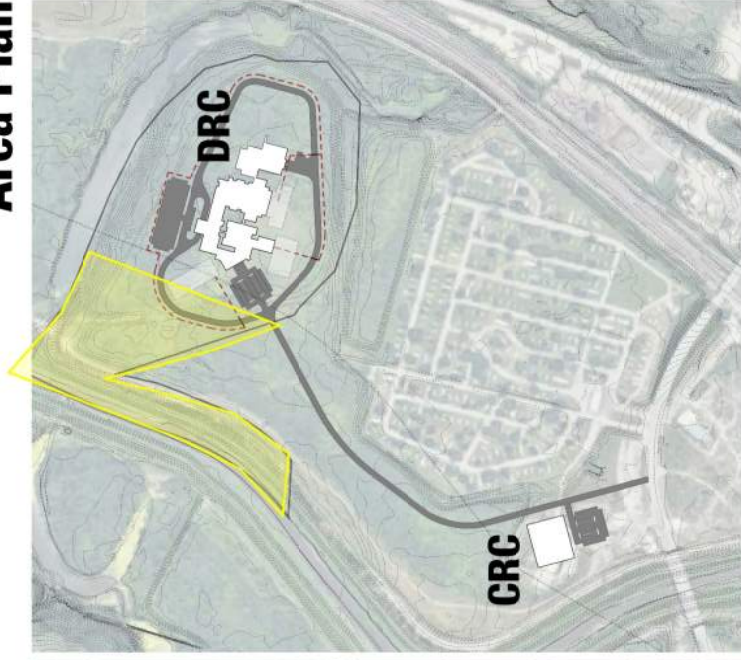


Preliminary Site Concept

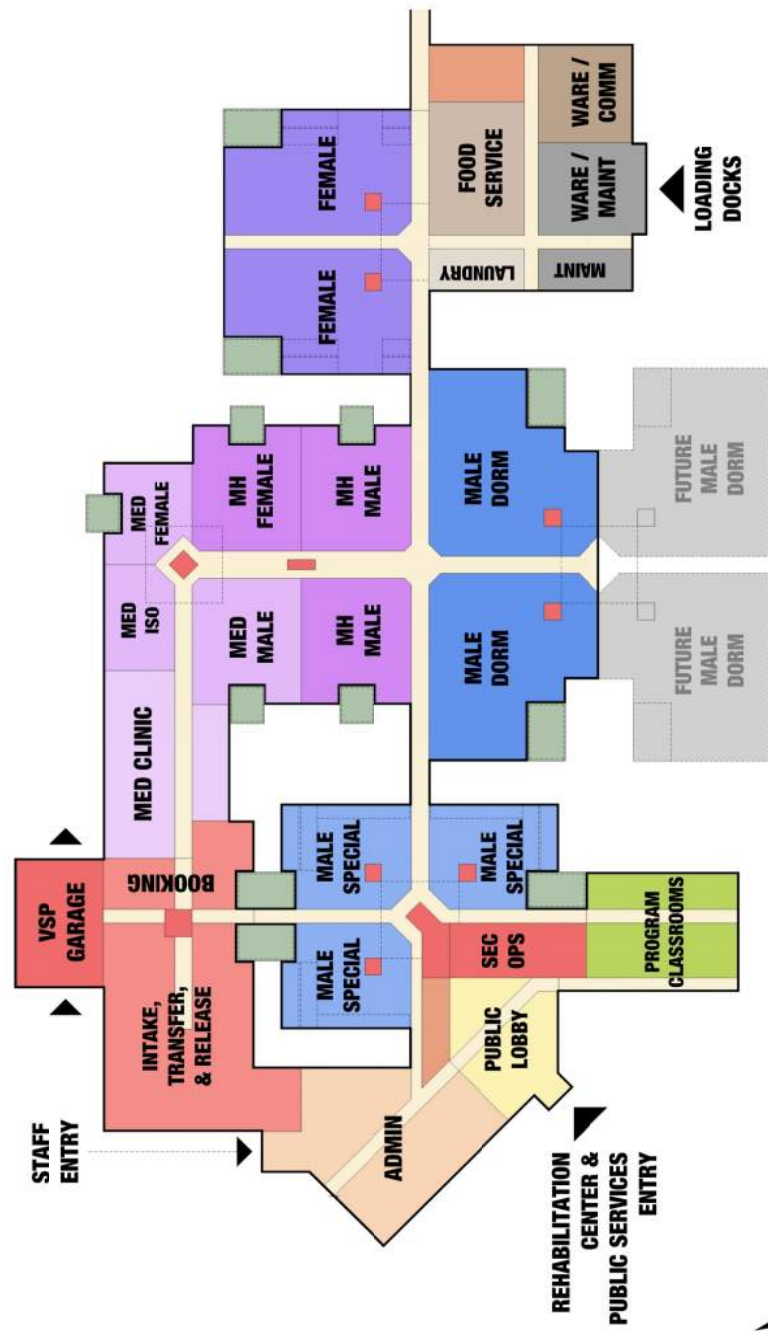
Site Plan



Area Plan



Preliminary Concept



HOUSING MEDICAL	PUBLIC LOBBY	HOUSING MALE
PROGRAMS & SERVICES	ADMINISTRATIVE	HOUSING MALE (GEN POP)
VISITATION	STAFF SUPPORT	HOUSING FEMALE
FOOD SERVICE	SECURITY OPERATIONS	
LAUNDRY	INTAKE & RELEASE	
WAREHOUSE & COMMISSARY		
MAINTENANCE		
EXTERIOR YARD		

Public Works Department | Kansas City, Missouri
Design Professional Services | Project No. 89023001-02/CS200011

Kansas City Detention | Rehabilitation

KCMO Detention & Rehabilitation Center - Project Overview City Council Presentation
August 18, 2022

AGENDA

1. INTRODUCTION
2. YOUR PROJECT TEAM OVERVIEW
3. KEY PROJECT GOALS
4. PROGRAM OVERVIEW
5. PRELIMINARY BUDGET
6. PRELIMINARY CONCEPT
7. NEXT STEPS

YOUR TEAM



sfsarchitecture



Dewberry



PULITZER & ASSOCIATES, LLC
BOGARD



vireo



CPMI

this team meets
the City's goals of
15% MBE +
10% WBE
participation

CORE LEADERSHIP



SFS
Architecture

We design spaces that enrich people organizations and communities.



Dewberry
Architects

We work closely with clients to create civic structures that reflect community values and priorities, while minimizing environmental impact, maintenance, and long-term facility costs.



Pulitzer/Bogard
& Associates

We are committed to helping our clients develop and operate cost-effective, constitutional, and innovative detention facilities and programs.

Expert Analysis + Planning ▶ Custom Solutions ▶ Exceptional Outcomes

15+

Police
Facilities

25+

Civic
Administration
Buildings

30+

Public Safety
Facilities

20+

Municipal
Courts



100+ Communities Served

New Police Station Feasibility Study and Design, Basehor, KS
Government Services Center, Including City Hall/Police, Bonner Springs, KS
City Hall Complex Space Needs Study and Renovation/Expansion, Blue Springs, MO
New City Hall and Public Safety Center Master Plan, Including Courts/Police, Fairway, KS
City Hall and Public Safety Center Tenant Improvements, Including Courts/Police, Fairway, KS
City Hall Tenant Improvements, Fairway, KS

Big Bull Creek Park Police Substation and Maintenance Facility, Edgerton, KS
Civic Center Renovation, Including City Hall/Police, Oak Grove, MO
City Hall Facilities Master Plan and Justice Center Feasibility Study, Arvada, CO
City Hall and Annex Renovation/Expansion, Belton, MO
Belton City Hall and Police Department Planning Study, Belton, MO
New City Hall Complex and Parking Garage, Lee's Summit, MO

New City Hall / Police Station Planning Study, Fairway, KS
Fire Station #3, Training Facility and Police Substation, Lenexa, KS
New City Hall and Public Safety Center, Including Courts/Police, Merrittam, KS
City Hall, Public Safety and Youth Outreach Facilities Feasibility Study, Blue Springs, MO
City Hall Master Plan and Renovation/Expansion, Including Courts, Lenexa, KS
City Hall Space Needs Planning Study, Including Courts/Police, Gladstone, MO

New City Hall (Churchill Building Adaptive Reuse), Fairway, KS
Mission City Hall Expansion, Mission, KS
City Hall and Public Works Annex Renovation/Expansion, Blue Springs, MO
Municipal Courthouse Master Plan and Renovation, Kansas City, MO
Municipal Facilities Space Needs Study and Master Plan, Including City Hall, Oak Grove, MO
City Hall Master Plan and Renovation/Expansion, Prairie Village, KS
Police Station Renovation, Fairway, KS

+ P/BA

- 17 assessment and master planning projects in last 10 years
- Programmed \$3B in facilities
- In-house PhD statistician
- In-house correctional healthcare
- In-house detention operations

JAILS

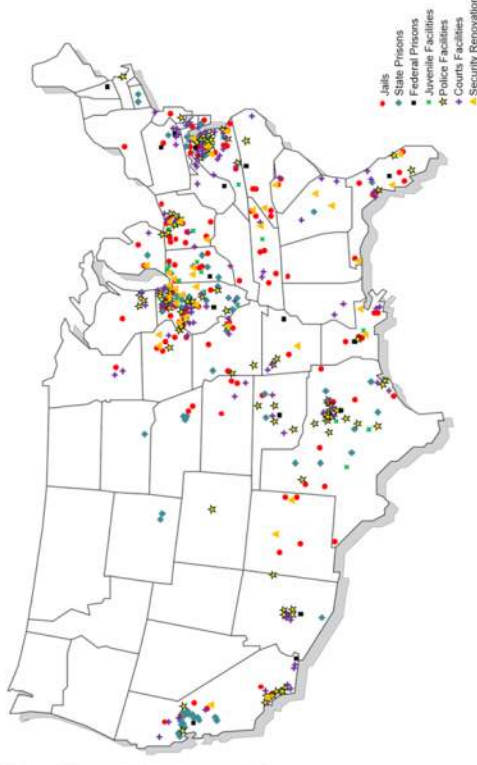
- | | |
|------------------------|---|
| Alachua County, FL | Macomb County Jail, MI |
| Bernalillo County, NM | Massachusetts Pre-arraignment Study, MA |
| Camden County, NJ | Miami-Dade County, FL |
| Collin County, TX | Oklahoma County, OK |
| Cuyahoga County, OH | Palm Beach County, FL |
| Dane County, WI | Richland County, SC |
| Durham County, NC | Sussex County, NJ |
| Los Angeles County, CA | Tangipahoa Parish, LA |
| Lubbock County, TX | |



+ DEWBERRY

- 75,000+ adult beds in 28 states
- 5,000+ medical / mental health beds
- 350+ planned and designed detention centers
- 30M SF devoted to healthcare
- 250+ award-winning justice projects
- In-house security design + technology
- Social justice mindset
- Champion for therapeutic environments
- Design that promotes behavioral change

Dewberry has designed
justice facilities
across the U.S. for
more than
45 YEARS

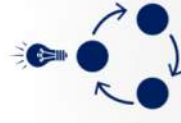




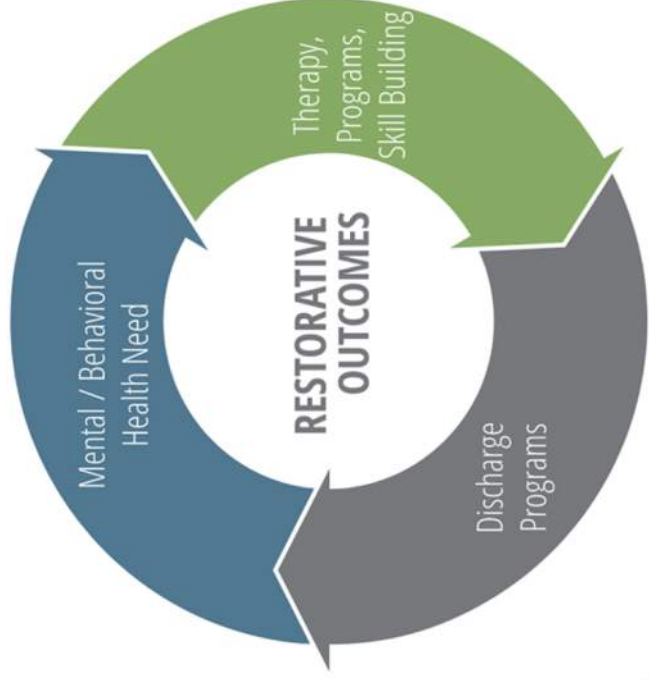
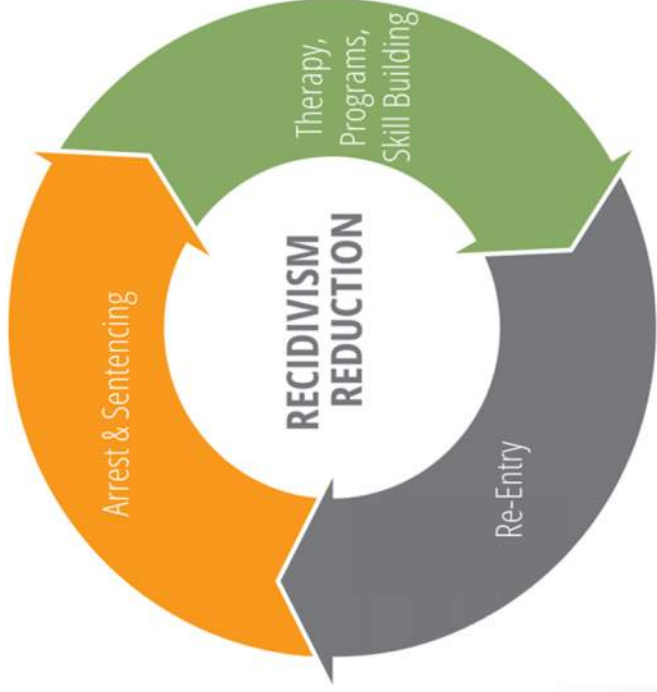
**Punitive
(Hardened & Secure)**



**Restorative
(Trauma-Informed & Secure)**



Your Project



Social Justice | Recidivism Reduction | Mental Health / Medical



Trauma-informed Treatment and Healing



Supporting Spaces



Outdoor Recreation



Classroom



Visitation

Functional Nurse Stations, Exam & Infirmary Rooms



Medical – Baltimore Youth Detention Facility



Key Project Goals

- 1. New City Owned Detention and Rehabilitation Center (DRC):** *To provide basic essential services that are not currently met without a detention center.*
- 2. Immediate Medical & Mental Health (MH) triage and assessments.**
- 3. Acute stabilization and step-down for volatile inmates with MH and Medical needs:** *KCMO arrestees are often considered “un-house-able.”*
- 4. Accountable engagement in treatment:** *Assessment > Stabilization > safe housing > Rehabilitative treatment programs begin.*
- 5. KCMO DRC will be co-located with a Community Resources Center (CRC):** *Access to Community Treatment & Programs; Pro-active diversion care with re-entry success services.*

310 RATED BED CAPACITY | DETENTION & REHABILITATION

65 Special Management Housing & ITR Additional Beds = 375 Total Beds

Major Component	OPTION 2	
Public Lobby	4,200	sf
Facility Administration	4,400	sf
Staff Support	3,700	sf
Security Operations	3,180	sf
Intake & Release	19,800	sf
Housing (310 Beds)	66,000	sf
Health Care	26,600	sf
Programs and Services	6,400	sf
Visitation	870	sf
Foodservice	4,750	sf
Laundry	1,750	sf
Warehouse/ Commissary	3,500	sf
Maintenance	12,700	sf
Building Grossing Factor	22,150	sf
	180,000	sf

New City Owned Detention and Rehabilitation Center (DRC): *To provide basic essential services that are not currently met without a detention center*

Immediate Medical & Mental Health triage and assessments.

Acute stabilization and step-down for volatile inmates with MH and Medical needs: *KCMO arrestees are often considered “un-house-able.”*

Accountable engagement in treatment: *Assessment > Stabilization > safe housing > Rehabilitative treatment programs begin.*

New Community Resources Center (CRC) co-located with a KCMO DRC: *Access to Community Treatment & Programs; Pro-active diversion care with re-entry success services.*

310 RATED BED CAPACITY | DETENTION ONLY

41 Special Management Housing & ITR Additional Beds = 351 Total Beds

Major Component	OPTION 1	
Public Lobby	3,000	sf
Facility Administration	4,000	sf
Staff Support	2,800	sf
Security Operations	2,800	sf
Intake & Release	15,500	sf
Housing (310 Beds)	66,000	sf
Health Care	3,200	sf
Programs and Services	500	sf
Visitation	870	sf
Foodservice	3,300	sf
Laundry	1,380	sf
Warehouse/ Commissary	2,200	sf
Maintenance	5,250	sf
Building Grossing Factor	11,200	sf
	122,000	sf

- New City Owned Detention and Rehabilitation-Center (DRC):** *To provide basic essential services that are not currently met without a detention center*
- Immediate Medical & Mental Health triage and assessments.**
- Acute stabilization and step-down for volatile inmates with MH and Medical needs:** *KCMO arrestees are often considered “un-house-able.”*
- Accountable engagement in treatment:** *Assessment > Stabilization > safe housing > Rehabilitative treatment programs begin.*
- New Community Resources Center (CRC) co-located with a KCMO DRC:** *Access to Community Treatment & Programs; Pro-active diversion care with re-entry success services.*

310 RATED BED CAPACITY | DETENTION, REHABILITATION, & RE-ENTRY

65 Special Management Housing & ITR Additional Beds = 375 Total Beds

Major Component	OPTION 3	
Public Lobby	4,200	sf
Facility Administration	4,400	sf
Staff Support	3,700	sf
Security Operations	3,180	sf
Intake & Release	19,800	sf
Housing (310 Beds)	66,000	sf
Health Care	26,600	sf
Programs and Services	6,400	sf
Visitation	870	sf
Foodservice	4,750	sf
Laundry	1,750	sf
Warehouse/ Commissary	3,500	sf
Maintenance	12,700	sf
Building Grossing Factor	22,150	sf
	180,000	sf
CRC (Program Under Development)		

- New City Owned Detention and Rehabilitation Center (DRC):** *To provide basic essential services that are not currently met without a detention center*
- Immediate Medical & Mental Health triage and assessments**
- Acute stabilization and step-down for volatile inmates with MH and Medical needs:** *KCMO arrestees are often considered “un-house-able.”*
- Accountable engagement in treatment:** *Assessment > Stabilization > safe housing > Rehabilitative treatment programs begin.*
- New Community Resources Center (CRC) co-located with a KCMO DRC:** *Access to Community Treatment & Programs; Pro-active diversion care with re-entry success services.*

310 BED RATED CAPACITY | PRELIMINARY BUDGET

OPTION 1 122,000 SF

	Value	Cost/SF	High Range	Cost/SF
Construction Cost	\$64,050,000	\$525	\$70,760,000	\$580
includes site development				
Design Contingency	\$6,405,000	10%	\$7,076,000	
Subtotal	\$70,455,000		\$77,836,000	
Construction Contingency	\$7,045,500	10%	\$7,783,600	
Total Construction Cost	\$77,500,500		\$85,619,600	
Inspection and Field Services	\$15,500,100	20%	\$17,123,920	
(Today's Dollars) Total Project Cost	\$93,000,600		\$102,743,520	

OPTION 2 180,000 SF

	Value	Cost/SF	High Range	Cost/SF
	\$94,500,000	\$525	\$104,400,000	\$580
10%	\$9,450,000	10%	\$10,440,000	
	\$103,950,000		\$114,840,000	
10%	\$10,395,000	10%	\$11,484,000	
	\$114,345,000		\$126,324,000	
20%	\$22,869,000	20%	\$25,264,800	
	\$137,214,000		\$151,588,800	

High Range Escalation

12%	\$9,300,060	\$10,274,352
8%	\$6,200,040	\$6,849,568
4.5%	\$3,487,523	\$3,852,882

High Range Escalation

12%	\$13,721,400	\$15,158,880
8%	\$9,147,600	\$10,105,920
4.5%	\$5,145,525	\$5,684,580

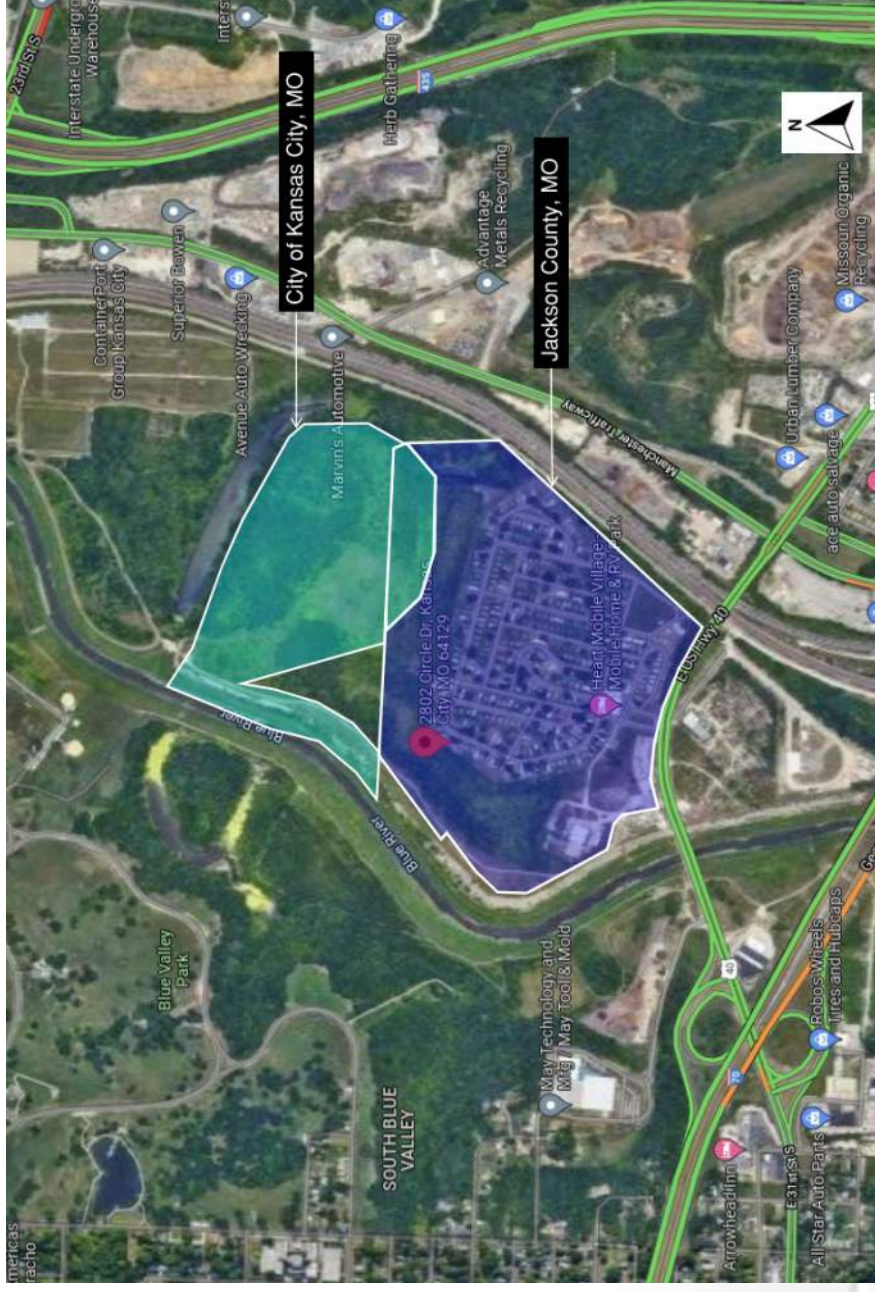
*Inspection and Fields Services Cost Included: A/E Fees, Specialty Consultants, Testing & Inspections, Geotechnical, Survey, FF&E (Detention & Misc.), Owners Contingency, Commissioning, Transition/Start Up Supplies, Misc.

SITE LOCATION | PRELIMINARY CONCEPT

Heart of America Airport Site

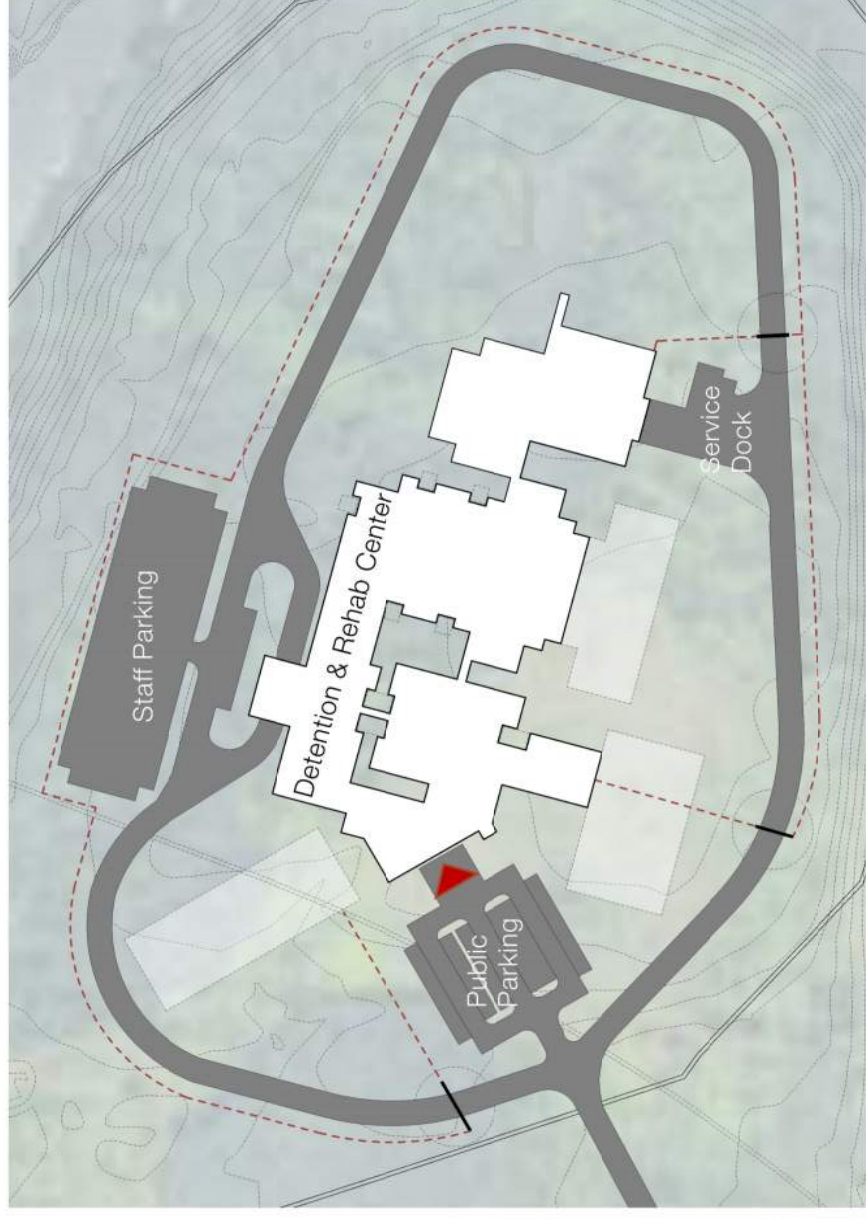
High-Level Stats:

- City-owned property
- Regional airport as previous use
- On the east side of the City and South of US Highway 40
- 49 acres
- Preliminary meetings with KCMO Planning and Development
- Site B

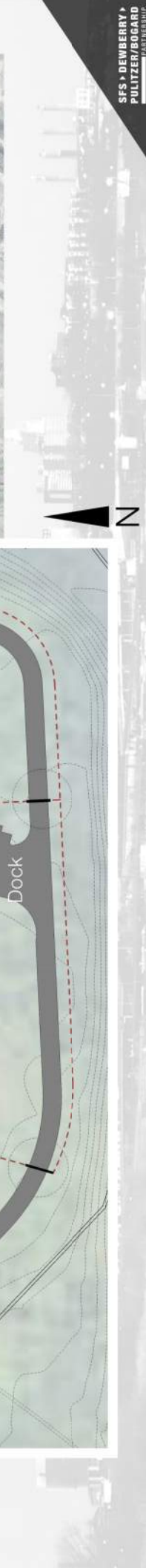
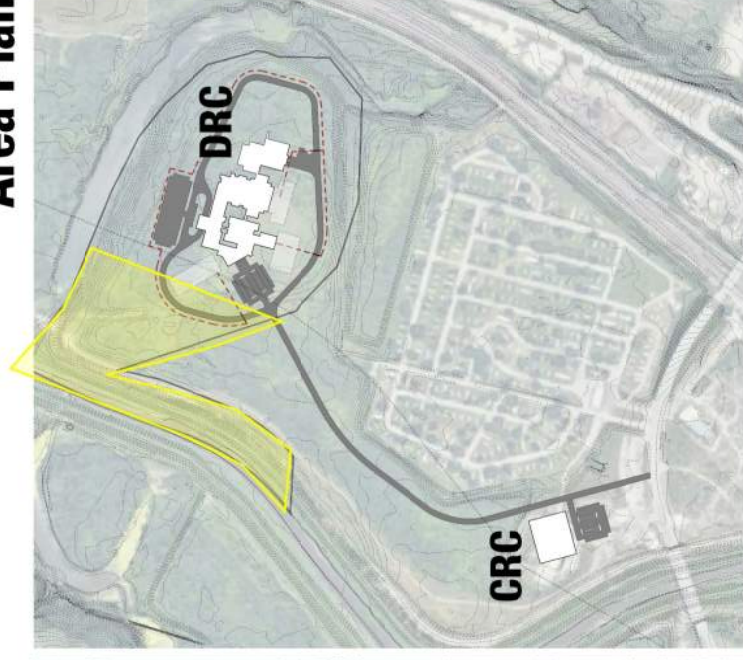


Preliminary Site Concept

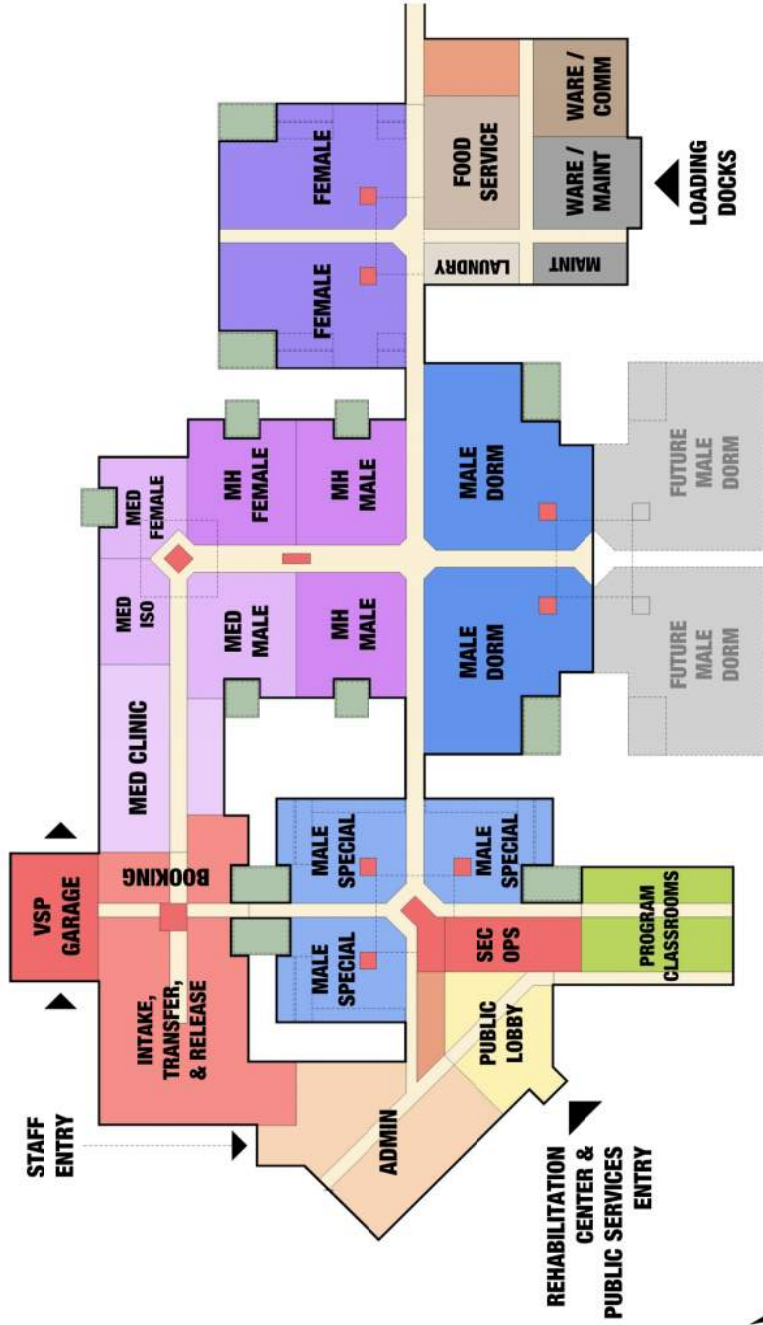
Site Plan




Area Plan



Preliminary Concept



HOUSING MEDICAL	PUBLIC LOBBY	HOUSING MALE
PROGRAMS & SERVICES	ADMINISTRATIVE	HOUSING MALE (GEN POP)
VISITATION	STAFF SUPPORT	HOUSING FEMALE
FOOD SERVICE	SECURITY OPERATIONS	
LAUNDRY	INTAKE & RELEASE	
WAREHOUSE & COMMISSARY		
MAINTENANCE		
EXTERIOR YARD		



NEXT STEPS

1. Approve Scope of Work (selected option)
 1. Confirm Rehabilitative Mission
 2. Implement Council & Public Input Process (Communication Plan)
 3. Refine Plan and Site Concept(s)
 4. Determine Delivery Method (Construction Manager at Risk)
2. Design + Implementation (Construction Documents)
 - a. Early Bid Packages
3. Finalize Programming and Concept Planning for Community Resource Center

END OF REPORT



2100 CENTRAL STREET, SUITE 31 | KANSAS CITY, MISSOURI 64108

SFS ▶ DEWBERRY ▶
PULITZER/BOGARD
PARTNERSHIP